

**VIRGINIA WORKERS'
COMPENSATION
COMMISSION**



**Statistical Report
for the
Calendar Year
of
2008
Part A**

Table of Contents

Reporting Change	2
Explanation of Terms	2
Summary Report	3
Judicial Statistics	4
 Graphs and Charts	
Accidents Reported: By Severity	5
Files Created: Accidents vs Occupational Diseases	5
Medical Payments: By Payment Type	6
Compensation Payments: By Payment Type	6
 New Files by Sex and Age	 7
 New Files Created	
By Accident Type	A-1
By Body Part	A-3
By Nature of Injury	A-5
By Occupation	A-7
By Industry	A-10
By Location	A-13
 Awards and Payments	
By Accident Type	B-1
By Body Part	B-4
By Nature of Injury	B-7
By Occupation	B-10
By Industry	B-31
By Location	B-43
 Medical Payments	
By Accident Type	C-1
By Body Part	C-4
By Nature of Injury	C-5
By Occupation	C-9
By Industry	C-32
By Location	C-44

Reporting Change

As of 10/01/08 the Commission started an initiative to become paperless by moving to electronic submission and processing of all claims. The existing system and the new EDI system have different requirements and as such a different set of data elements. As we move towards our goal of becoming paperless, this report will be split between the two disparate systems, and as such in two distinct reports. The report marked for the period of "10/1/08 to 12/31/08" will include those claims filed electronically, having accident dates within that period. The report marked "Part A" contains information entered into our "Legacy" system for the entire year 2008.

Because the EDI initiative is occurring in stages, a single claim may be entered (and counted) by each of the systems. This redundancy is limited to accidents that occurred on or after 10/1/08.

Please feel free to comment about the new format, making suggestions that would make this report more useful. Where the data is available we will make all attempts to publish it in a format that you should find useful.

Make suggestions and comments to VWC.Reports@vwc.state.va.us

Explanation of Terms

New Files	New files entered on the data base from January 1 through December 31. These correspond to actual file folders created.
Awards Entered	The number of files with one or more awards entered from January 1 through December 31. This is a file count rather than an award count since a single file may have multiple awards processed during the year. Judicial awards are included in this count.
Awards Terminated	The number of files with at least one award terminated from January 1 through December 31. This is a file count since a single file may have multiple awards terminated during the year. Note that the award terminated may have been entered in a prior year. Judicial awards are included in this count.
Other Medical	This category includes such items as prosthesis, nursing care, and perscriptions.
NEC	"Not Elsewhere Classified." Information that does not conform to the listed categories.

Other Notes

Medical Payments	While the Virginia Workers' Compensation Commission makes every effort to ensure accurate statistics, the data on medical payments should be used with extreme caution. The Commission is continuing to upgrade data quality in this area.
Compensation Payments	Information on compensation paid is based on awards terminated, and does not reflect the amount of compensation currently being paid.
VWC Contact	Claims Processing (877) 664-2566 Claims Director Virginia Workers' Compensation Commission 1000 DMV Drive Richmond, Va 23220-2036

Payment Type	Number of Payments	Total Weeks Due	Total Amount Paid	Average Weeks Due	Average Amount Paid
Cost of Living			\$271,061		
Previous Periods of COL	21	0	\$193	0	\$9
Compensation for Fatalities	59	19,893	\$7,269,428	337	\$123,211
Compromise Settlements	5,204	1	\$211,293,011	0	\$40,602
First Week	4,402	3,612	\$129,861	1	\$30
Intermittent Days	29	245	\$152,945	8	\$5,274
Lump Sums	92	2,399	\$1,075,300	26	\$11,688
Not Allocated	1,428	1,106	\$26,704,232	1	\$18,700
Permanent Partial	3,106	75,444	\$35,514,658	24	\$11,434
Permanent Total	16	10,884	\$4,187,264	680	\$261,704
Temporary Partial	18,333	140,654	\$40,396,758	8	\$2,203
Temporary Total	22,939	572,648	\$196,985,210	25	\$8,587
Total	55,629	826,885	\$523,708,859	101	\$43,949

Other Payments

Funeral Expenses	\$21,376
Medical Expenses	\$289,016,948
Minor Injury Medical Expenses (Initial)	\$13,793,627
Minor Injury Medical Expenses (Subsequent)	\$13,150,459

Grand Total (All Payments) \$839,691,268

Accidents Reported

Number of Files Created	46,538
Number of Minor Accidents Reported	95,238
Total	141,776

Award Information

Files with Awards Entered	20,116
Average Weekly Wage	\$693
Average Compensation Rate	\$299
Files With Awards Terminated	18,551
Unique Awards Entered	
Judicial Award	2,409
Original Award	10,529
Supplemental Award	4,046
Whereas Award	108
Compromise Settlement	5,153
Total	22,245

2008 Judicial Statistics

Initial Judicial Level

Initial Case Referrals	10,060
Hearing Docket	
Opinions Written	3,177
Amended Opinions	52
Special Opinions	45
Other Outcomes	7,707
Dispute Resolution Docket	
Opinions Written	599
Amended Opinions	2
Special Opinions	0
Other Outcomes	764

Review Level

Cases Referred	1,141
Opinions Written	1,133
Amended Opinions	8
Dissents	57
Special Opinions	4
Other Outcomes	118

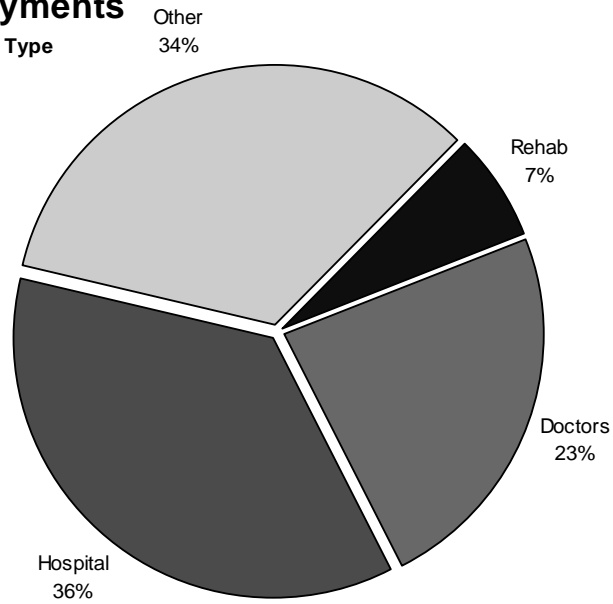
Court Of Appeals

Cases Referred	183
Opinions Written	117
Other Outcomes	92

2008 Workers Compensation Statistics

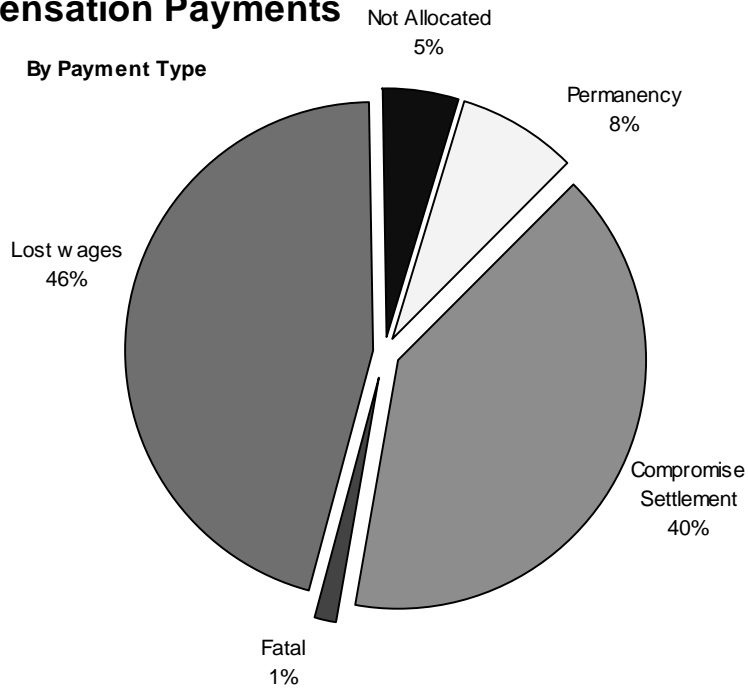
Medical Payments

By Payment Type



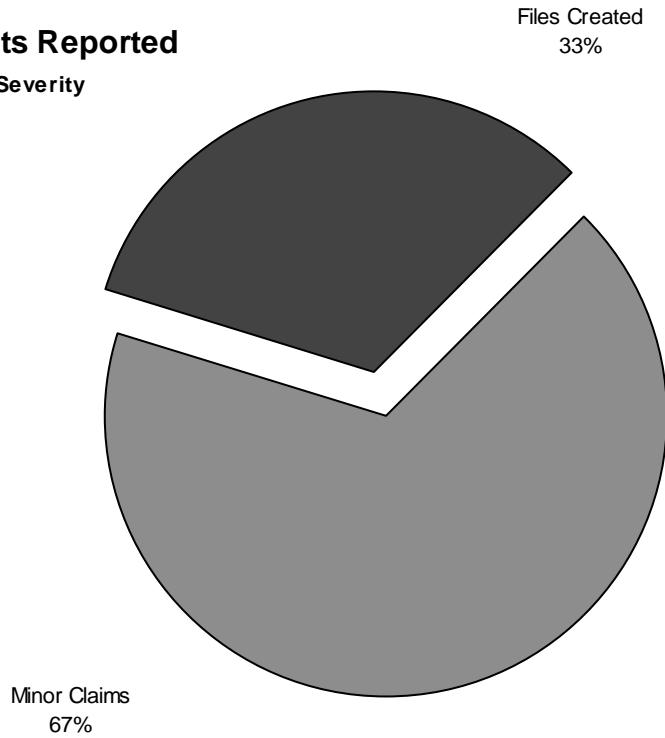
Compensation Payments

By Payment Type

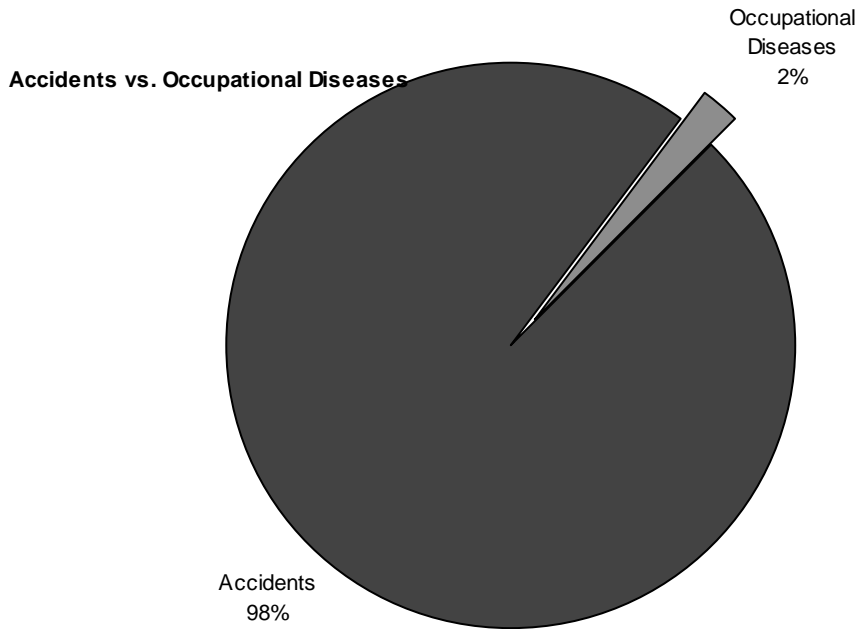


2008 Workers Compensation Statistics

Accidents Reported By Severity



Files Created



New Files by Sex Age

	Age Group	New Files Created
Male:		
	Unknown	2,630
	10 - 19 Yrs.	686
	20 - 29 Yrs.	5,210
	30 - 39 Yrs.	5,933
	40 - 49 Yrs.	6,352
	50 - 59 Yrs.	4,746
	60 - 69 Yrs.	1,527
	70 - 79 Yrs.	203
	80 - 89 Yrs.	19
	90 - 99 Yrs.	3
	Total Male:	27,309
Female:		
	Unknown	2,169
	10 - 19 Yrs.	471
	20 - 29 Yrs.	3,122
	30 - 39 Yrs.	3,392
	40 - 49 Yrs.	4,557
	50 - 59 Yrs.	3,826
	60 - 69 Yrs.	1,166
	70 - 79 Yrs.	136
	80 - 89 Yrs.	14
	90 - 99 Yrs.	2
	Total Female:	18,855
Sex Unknown:		
	Unknown	132
	10 - 19 Yrs.	11
	20 - 29 Yrs.	57
	30 - 39 Yrs.	61
	40 - 49 Yrs.	69
	50 - 59 Yrs.	36
	60 - 69 Yrs.	6
	70 - 79 Yrs.	2
	Total :	374
Total New Files:		46,538

New Files Created

	Files Created	Percent of Total
Accident Type:		
Abnormal Air Pressure (Contact with)	2	0.00%
Absorbtion,Ingestion or Inhalation,NOC	183	0.39%
Animal or Insect (Struck or Injured By)	684	1.47%
Broken Glass (Cut,Puncture,Scrape)	233	0.50%
Caught In / Under	1	0.00%
Caught In,Under or Between,NOC	1,533	3.29%
Caught,Puncture,Scrape,NOC	588	1.26%
Chemicals (Burn or Contact with)	159	0.34%
Cold Objects or Substances (Contact with)	3	0.01%
Collapsing Materials (Caught In,Under,Between)	6	0.01%
Collision with a Fixed Object	69	0.15%
Collision with Another Vehicle	520	1.12%
Contact With, NOC	233	0.50%
Continual Noise (Strain or Injury By)	119	0.26%
Crash of Airplane	2	0.00%
Crash of Rail Vehicle	2	0.00%
Crash of Water Vehicle	6	0.01%
Cumulative,NOC	308	0.66%
Dust,Gases,Fumes or Vapors (Contact with)	119	0.26%
Electrical Current (Contact with)	102	0.22%
Explosion or Flare Back (Struck or Injured By)	16	0.03%
Fall,Slip or Trip,NOC	5,301	11.39%
Falling or Flying Object (Struck or Injured By)	1,761	3.78%
Fellow Worker,Patient (Struck or Injured By)	1,129	2.43%
Fire or Flame (Burn or Scald)	75	0.16%
Foreign Matter in Eye(s)	339	0.73%
From Different Level (Fall,Slip or Trip)	790	1.70%
From Ladder or Scaffolding (Fall,Slip or Trip)	915	1.97%
From Liquid or Grease Spills (Fall,Slip or Trip)	1,150	2.47%
Hand Tool or Machine (Struck or Injured By)	208	0.45%
Hand Tool,Utensil;Not Powered (Cut,Puncture,Scrape)	622	1.34%
Holding or Carrying (Strain or Injury By)	254	0.55%
Hot Objects or Substances (Burn or Scald)	178	0.38%
Into Openings (Fall,Slip or Trip)	273	0.59%
Jumping (Strain or Injury By)	135	0.29%
Lifting (Strain or Injury By)	4,775	10.26%
Machine or Machinery (Caught In,Under,Between)	331	0.71%

	Files Created	Percent of Total
Mold	8	0.02%
Motor Vehicle (Struck or Injured By)	365	0.78%
Motor Vehicle,NOC	1,133	2.43%
Moving Part of Machine (Striking Against or Stepping On)	13	0.03%
Moving Parts of Machine (Struck or Injured By)	254	0.55%
Natural Disasters	6	0.01%
Object Being Lifted or Handled (Cut,Puncture,Scrape)	666	1.43%
Object Being Lifted or Handled (Striking Against or Stepping On)	23	0.05%
Object Being Lifted or Handled (Struck or Injured By)	747	1.61%
Object Handled (Caught In,Under,Between)	151	0.32%
Object Handled By Others (Struck or Injured By)	124	0.27%
On Ice or Snow (Fall,Slip or Trip)	631	1.36%
On Same Level (Fall,Slip or Trip)	1,265	2.72%
On Stairs (Fall,Slip or Trip)	869	1.87%
Other Than Physical Cause of Injury	768	1.65%
Other,Miscellaneous,NOC	6,971	14.98%
Person in Act of Crime	125	0.27%
Powered Hand Tool,Appliance (Cut,Puncture,Scrape)	471	1.01%
Pushing or Pulling (Strain or Injury By)	1,487	3.20%
Reaching (Strain or Injury By)	280	0.60%
Repetitive Motion	217	0.47%
Repetitive Motion (Strain or Injury By)	253	0.54%
Rubbed or Abraded,NOC	13	0.03%
Sanding,Scraping,Cleaning Operation (Striking Against or Stepping On)	41	0.09%
Slipped,Do Not Fall	313	0.67%
Stationary Object (Striking Against or Stepping On)	784	1.68%
Steam or Hot Fluids (Burn or Scald)	214	0.46%
Stepping on Sharp Object	37	0.08%
Strain or Injury By,NOC	2,267	4.87%
Striking Against or Stepping On,NOC	727	1.56%
Struck or Injured,NOC	1,356	2.91%
Temperature Extremes (Burn or Scald)	92	0.20%
Terrorism	1	0.00%
Twisting (Strain or Injury By)	516	1.11%
Using Tool or Machinery (Strain or Injury By)	33	0.07%
Vehicle Upset (Overturned)	150	0.32%
Weilding or Throwing (Strain or Injury By)	34	0.07%
Welding Operation (Burn or Scald)	9	0.02%

	Files Created	Percent of Total
Total:	46,538	100.00%

Body Part:

Abdomen Including Groin	408	0.88%
Ankle	2,045	4.39%
Artificial Appliance	2	0.00%
Body Systems and Multiple Body Systems	32	0.07%
Brain	28	0.06%
Buttocks	29	0.06%
Chest	601	1.29%
Disc (Back)	113	0.24%
Disc (Neck)	18	0.04%
Ear(s)	209	0.45%
Elbow	630	1.35%
Eye(s)	781	1.68%
Facial Bones	52	0.11%
Finger(s)	3,126	6.72%
Foot	1,439	3.09%
Great Toe	125	0.27%
Hand	1,889	4.06%
Heart	268	0.58%
Hip	316	0.68%
Insufficient Info to Properly Identify	2,097	4.51%
Internal Organs	550	1.18%
Knee	4,098	8.81%
Larynx	8	0.02%
Lower Arm	694	1.49%
Lower Back Area	4,253	9.14%
Lower Leg	623	1.34%
Lungs	206	0.44%
Mouth	103	0.22%
Multiple Body Parts	7,177	15.42%
Multiple Head Injury	1,563	3.36%
Multiple Lower Extremities	1,468	3.15%
Multiple Neck Injury	511	1.10%
Multiple Trunk	2,129	4.57%
Multiple Upper Extremities	1,832	3.94%
Nose	103	0.22%

	Files Created	Percent of Total
Pelvis	31	0.07%
Sacrum and Coccyx	64	0.14%
Shoulder(s)	2,690	5.78%
Skull	81	0.17%
Soft Tissue	35	0.08%
Soft Tissue	212	0.46%
Spinal Cord	2	0.00%
Spinal Cord	4	0.01%
Teeth	127	0.27%
Thumb	974	2.09%
Toe(s)	261	0.56%
Trachea	7	0.02%
Unclassified	258	0.55%
Upper Arm	196	0.42%
Upper Back Area	236	0.51%
Upper Leg	197	0.42%
Vertebrae	2	0.00%
Whole Body	15	0.03%
Wrist	1,385	2.98%
Wrist(s) & Hand(s)	235	0.50%
Total:	46,538	100.00%

	Files Created	Percent of Total
Nature of Injury:		
All Other Cumulative,NOC (OD)	5	0.01%
All Other Occupational Disease,NOC (OD)	7	0.02%
All Other Specific Injuries,NOC	12,177	26.17%
Amputation	145	0.31%
Angina Pectoris	8	0.02%
Asbestosis (OD)	12	0.03%
Asphyxiation	1	0.00%
Black Lung (OD)	81	0.17%
Burn	657	1.41%
Cancer (OD)	24	0.05%
Carpal Tunnel Syndrome (OD)	191	0.41%
Concussion	221	0.47%
Contusion	4,412	9.48%
Crushing	368	0.79%
Dermatitis (OD)	41	0.09%
Dislocation	429	0.92%
Dust Disease,NOC (OD)	4	0.01%
Electric Shock	75	0.16%
Enucleation	1	0.00%
Exposure	375	0.81%
Foreign Body	415	0.89%
Fracture	1	0.00%
Fracture	4,069	8.74%
Freezing	2	0.00%
Hearing Loss or Impairment	15	0.03%
Heart & Lung-Fire	72	0.15%
Heart & Lung-Police	109	0.23%
Heat Prostration	85	0.18%
Hernia	462	0.99%
Infection	227	0.49%
Inflammation	1,083	2.33%
Injury - NEC	3	0.01%
Laceration	4,368	9.39%
Loss of Hearing (OD)	127	0.27%
Mental Stress (OD)	221	0.47%
Multiple Injuries,Physical or Psychological	7	0.02%

	Files Created	Percent of Total
Multiple Physical Injuries	132	0.28%
Myocardial Infarction (Heart Attack)	72	0.15%
No Physical Injury	3	0.01%
Poisoning,Chemical (OD)	2	0.00%
Poisoning,General (Not OD)	24	0.05%
Poisoning,Metal (OD)	1	0.00%
Puncture	909	1.95%
Radiation (OD)	1	0.00%
Respiratory Disorders (OD)	26	0.06%
Rupture	156	0.34%
Severance	107	0.23%
Silicosis (OD)	1	0.00%
Sprain or Tear	3,946	8.48%
Strain or Tear	10,503	22.57%
Syncope	120	0.26%
Vascular	18	0.04%
VDT (Video Display Terminal) (OD)	1	0.00%
Vision Loss	16	0.03%
Total:	46,538	100.00%

	Files Created	Percent of Total
Occupation:		
Advertising, Marketing, Promotions, Public Relations, and Sales Managers	38	0.08%
Agricultural Workers	96	0.21%
Air Transportation Workers	24	0.05%
Animal Care and Service Workers	88	0.19%
Architects, Surveyors, and Cartographers	29	0.06%
Art and Design Workers	61	0.13%
Assemblers and Fabricators	272	0.58%
Building and Grounds Cleaning and Maintenance Occupations	1	0.00%
Building Cleaning and Pest Control Workers	1,160	2.49%
Business Operations Specialists	139	0.30%
Communications Equipment Operators	7	0.02%
Computer Specialists	93	0.20%
Construction Trades Workers	2,699	5.80%
Cooks and Food Preparation Workers	926	1.99%
Counselors, Social Workers, and Other Community and Social Service Specialists	257	0.55%
Drafters, Engineering, and Mapping Technicians	47	0.10%
Electrical and Electronic Equipment Mechanics, Installers, and Repairers	51	0.11%
Engineers	120	0.26%
Entertainers and Performers, Sports and Related Workers	229	0.49%
Entertainment Attendants and Related Workers	30	0.06%
Extraction Workers	160	0.34%
Financial Clerks	200	0.43%
Financial Specialists	92	0.20%
Fire Fighting and Prevention Workers	882	1.90%
First-Line Supervisors/Managers, Protective Service Workers	104	0.22%
Food and Beverage Serving Workers	741	1.59%
Food Preparation and Serving Related Occupations	3	0.01%
Food Processing Workers	180	0.39%
Forest, Conservation, and Logging Workers	28	0.06%
Funeral Service Workers	9	0.02%
Grounds Maintenance Workers	373	0.80%
Health Diagnosing and Treating Practitioners	976	2.10%
Health Technologists and Technicians	862	1.85%
Helpers, Construction Trades	177	0.38%

	Files Created	Percent of Total
Information and Record Clerks	705	1.51%
Law Enforcement Workers	1,989	4.27%
Lawyers, Judges, and Related Workers	9	0.02%
Legal Support Workers	22	0.05%
Librarians, Curators, and Archivists	26	0.06%
Life Scientists	17	0.04%
Life, Physical, and Social Science Technicians	13	0.03%
Management Occupations	1	0.00%
Material Moving Workers	1,068	2.29%
Material Recording, Scheduling, Dispatching, and Distributing Workers	1,337	2.87%
Media and Communication Equipment Workers	23	0.05%
Media and Communication Workers	33	0.07%
Metal Workers and Plastic Workers	604	1.30%
Military Enlisted Tactical Operations and Air/Weapons Specialists and Crew Members	2	0.00%
Military Officer Special and Tactical Operations Leaders/Managers	2	0.00%
Motor Vehicle Operators	2,532	5.44%
Nursing, Psychiatric, and Home Health Aides	1,408	3.03%
Occupational and Physical Therapist Assistants and Aides	16	0.03%
Office and Administrative Support Occupations	1	0.00%
Operations Specialties Managers	77	0.17%
Other Construction and Related Workers	100	0.21%
Other Education, Training, and Library Occupations	228	0.49%
Other Food Preparation and Serving Related Workers	225	0.48%
Other Healthcare Practitioners and Technical Occupations	9	0.02%
Other Healthcare Support Occupations	256	0.55%
Other Installation, Maintenance, and Repair Occupations	1,352	2.91%
Other Management Occupations	1,932	4.15%
Other Office and Administrative Support Workers	342	0.73%
Other Personal Care and Service Workers	194	0.42%
Other Production Occupations	1,247	2.68%
Other Protective Service Workers	301	0.65%
Other Sales and Related Workers	127	0.27%
Other Teachers and Instructors	836	1.80%
Other Transportation Workers	77	0.17%
Personal Appearance Workers	60	0.13%

	Files Created	Percent of Total
Physical Scientists	10	0.02%
Plant and System Operators	26	0.06%
Postsecondary Teachers	180	0.39%
Primary, Secondary, and Special Education School Teachers	51	0.11%
Printing Workers	53	0.11%
Production Occupations	3	0.01%
Rail Transportation Workers	18	0.04%
Religious Workers	34	0.07%
Retail Sales Workers	1,270	2.73%
Sales and Related Occupations	3	0.01%
Sales Representatives, Services	171	0.37%
Sales Representatives, Wholesale and Manufacturing	19	0.04%
Secretaries and Administrative Assistants	358	0.77%
Social Scientists and Related Workers	10	0.02%
Supervisors of Installation, Maintenance, and Repair Workers	29	0.06%
Supervisors, Building and Grounds Cleaning and Maintenance Workers	46	0.10%
Supervisors, Construction and Extraction Workers	55	0.12%
Supervisors, Farming, Fishing, and Forestry Workers	6	0.01%
Supervisors, Food Preparation and Serving Workers	167	0.36%
Supervisors, Office and Administrative Support Workers	62	0.13%
Supervisors, Personal Care and Service Workers	3	0.01%
Supervisors, Production Workers	36	0.08%
Supervisors, Sales Workers	264	0.57%
Supervisors, Transportation and Material Moving Workers	15	0.03%
Textile, Apparel, and Furnishings Workers	114	0.24%
Top Executives	677	1.45%
Transportation, Tourism, and Lodging Attendants	134	0.29%
Unknown, Unreported	13,495	29.00%
Vehicle and Mobile Equipment Mechanics, Installers, and Repairers	820	1.76%
Water Transportation Workers	8	0.02%
Woodworkers	75	0.16%
Total:	46,537	100.00%

	Files Created	Percent of Total
Industry:		
Accommodation	604	1.66%
Administration of Economic Programs	38	0.10%
Administration of Housing Programs, Urban Planning, and Community Development	1	0.00%
Administration of Human Resource Programs	3	0.01%
Administrative and Support Services	1,295	3.57%
Air Transportation	426	1.17%
Ambulatory Health Care Services	808	2.23%
Amusement, Gambling, and Recreation Industries	290	0.80%
Animal Production	57	0.16%
Apparel Manufacturing	5	0.01%
Beverage and Tobacco Product Manufacturing	283	0.78%
Broadcasting (except Internet)	81	0.22%
Building Material and Garden Equipment and Supplies Dealers	783	2.16%
Chemical Manufacturing	94	0.26%
Clothing and Clothing Accessories Stores	321	0.88%
Computer and Electronic Product Manufacturing	38	0.10%
Construction of Buildings	831	2.29%
Couriers and Messengers	403	1.11%
Credit Intermediation and Related Activities	246	0.68%
Crop Production	48	0.13%
Educational Services	3,480	9.59%
Electrical Equipment, Appliance, and Component Manufacturing	33	0.09%
Electronics and Appliance Stores	56	0.15%
Executive, Legislative, and Other General Government Support	3,116	8.58%
Fabricated Metal Product Manufacturing	105	0.29%
Food and Beverage Stores	1,167	3.21%
Food Manufacturing	634	1.75%
Food Services and Drinking Places	1,644	4.53%
Forestry and Logging	44	0.12%
Funds, Trusts, and Other Financial Vehicles	15	0.04%
Furniture and Home Furnishings Stores	117	0.32%
Furniture and Related Product Manufacturing	90	0.25%
Gasoline Stations	164	0.45%
General Merchandise Stores	1,378	3.80%
Health and Personal Care Stores	168	0.46%
Heavy and Civil Engineering Construction	144	0.40%

	Files Created	Percent of Total
Hospitals	2,738	7.54%
Insurance Carriers and Related Activities	127	0.35%
Internet Publishing and Broadcasting	20	0.06%
Internet Service Providers, Web Search Portals, and Data Processing Services	7	0.02%
Justice, Public Order, and Safety Activities	2,755	7.59%
Leather and Allied Product Manufacturing	5	0.01%
Machinery Manufacturing	82	0.23%
Management of Companies and Enterprises	11	0.03%
Merchant Wholesalers, Durable Goods	211	0.58%
Merchant Wholesalers, Nondurable Goods	108	0.30%
Mining (except Oil and Gas)	394	1.09%
Miscellaneous Manufacturing	504	1.39%
Miscellaneous Store Retailers	296	0.82%
Monetary Authorities - Central Bank	40	0.11%
Motion Picture and Sound Recording Industries	28	0.08%
Motor Vehicle and Parts Dealers	590	1.63%
Museums, Historical Sites, and Similar Institutions	84	0.23%
National Security and International Affairs	2	0.01%
Nonmetallic Mineral Product Manufacturing	96	0.26%
Nonstore Retailers	83	0.23%
Nursing and Residential Care Facilities	870	2.40%
Oil and Gas Extraction	18	0.05%
Other Information Services	12	0.03%
Paper Manufacturing	106	0.29%
Performing Arts, Spectator Sports, and Related Industries	200	0.55%
Personal and Laundry Services	253	0.70%
Petroleum and Coal Products Manufacturing	12	0.03%
Pipeline Transportation	3	0.01%
Plastics and Rubber Products Manufacturing	427	1.18%
Primary Metal Manufacturing	53	0.15%
Printing and Related Support Activities	109	0.30%
Professional, Scientific, and Technical Services	442	1.22%
Publishing Industries (except Internet)	85	0.23%
Real Estate	220	0.61%
Religious, Grantmaking, Civic, Professional, and Similar Organizations	238	0.66%
Rental and Leasing Services	104	0.29%
Repair and Maintenance	305	0.84%
Scenic and Sightseeing Transportation	2	0.01%

	Files Created	Percent of Total
Securities, Commodity Contracts, and Other Financial Investments and Related Activities	11	0.03%
Social Assistance	242	0.67%
Specialty Trade Contractors	2,409	6.64%
Sporting Goods, Hobby, Book, and Music Stores	60	0.17%
Support Activities for Agriculture and Forestry	10	0.03%
Support Activities for Mining	28	0.08%
Support Activities for Transportation	197	0.54%
Telecommunications	190	0.52%
Textile Mills	23	0.06%
Textile Product Mills	18	0.05%
Transit and Ground Passenger Transportation	291	0.80%
Transportation Equipment Manufacturing	995	2.74%
Truck Transportation	726	2.00%
Utilities	102	0.28%
Warehousing and Storage	65	0.18%
Waste Management and Remediation Services	86	0.24%
Water Transportation	3	0.01%
Wholesale Electronic Markets and Agents and Brokers	15	0.04%
Wood Product Manufacturing	184	0.51%
Total:	36,305	100.00%

	Files Created	Percent of Total
Location of Accident:		
ACCOMACK	200	0.43%
ALBEMARLE	294	0.63%
ALEXANDRIA	950	2.04%
ALLEGHANY	66	0.14%
AMELIA	34	0.07%
AMHERST	133	0.29%
APPOMATTOX	39	0.08%
ARLINGTON	982	2.11%
AUGUSTA	311	0.67%
BATH	31	0.07%
BEDFORD CITY	53	0.11%
BEDFORD COUNTY	166	0.36%
BLAND	36	0.08%
BOTETOURT	120	0.26%
BRISTOL	170	0.37%
BRUNSWICK	42	0.09%
BUCHANAN	198	0.43%
BUCKINGHAM	26	0.06%
BUENA VISTA	64	0.14%
CAMPBELL	105	0.23%
CAROLINE	79	0.17%
CARROLL	72	0.15%
CHARLES CITY	19	0.04%
CHARLOTTE	24	0.05%
CHARLOTTESVILLE	460	0.99%
CHESAPEAKE	993	2.13%
CHESTERFIELD	1,075	2.31%
CLARKE	122	0.26%
CLIFTON FORGE	12	0.03%
COLONIAL HEIGHTS	141	0.30%
COVINGTON	80	0.17%
CRAIG	11	0.02%
CULPEPER	215	0.46%
CUMBERLAND	27	0.06%
DANVILLE	464	1.00%
DICKENSON	79	0.17%
DINWIDDIE	92	0.20%
EMPORIA	62	0.13%
ESSEX	46	0.10%
FAIRFAX CITY	224	0.48%
FAIRFAX COUNTY	3,872	8.32%

	Files Created	Percent of Total
FALLS CHURCH	252	0.54%
FAUQUIER	301	0.65%
FLOYD	42	0.09%
FLUVANNA	55	0.12%
FRANKLIN CITY	72	0.15%
FRANKLIN COUNTY	190	0.41%
FREDERICK	280	0.60%
FREDERICKSBURG	599	1.29%
GALAX	87	0.19%
GILES	60	0.13%
GLOUCESTER	133	0.29%
GOOCHLAND	106	0.23%
GRAYSON	45	0.10%
GREENE	32	0.07%
GREENSVILLE	58	0.12%
HALIFAX	66	0.14%
HAMPTON	595	1.28%
HANOVER	599	1.29%
HARRISONBURG	353	0.76%
HENRICO	1,051	2.26%
HENRY	154	0.33%
HIGHLAND	7	0.02%
HOPEWELL	113	0.24%
ISLE OF WIGHT	169	0.36%
JAMES CITY	222	0.48%
KING & QUEEN	12	0.03%
KING GEORGE	70	0.15%
KING WILLIAM	46	0.10%
LANCASTER	62	0.13%
LEE	95	0.20%
LEXINGTON	88	0.19%
LOUDOUN	1,368	2.94%
LOUISA	81	0.17%
LUNENBURG	20	0.04%
LYNCHBURG	668	1.44%
MADISON	45	0.10%
MANASSAS	541	1.16%
MANASSAS PARK	27	0.06%
MARTINSVILLE	161	0.35%
MATHEWS	16	0.03%
MECKLENBURG	119	0.26%
MIDDLESEX	26	0.06%
MONTGOMERY	438	0.94%

	Files Created	Percent of Total
NELSON	57	0.12%
NEW KENT	62	0.13%
NEWPORT NEWS	1,570	3.37%
NORFOLK	1,544	3.32%
NORTHAMPTON	78	0.17%
NORTHUMBERLAND	33	0.07%
NORTON	103	0.22%
NOTTOWAY	72	0.15%
ORANGE	175	0.38%
OUT OF STATE	971	2.09%
PAGE	81	0.17%
PATRICK	50	0.11%
PETERSBURG	284	0.61%
PITTSYLVANIA	185	0.40%
POQUOSON	28	0.06%
PORTSMOUTH	527	1.13%
POWHATAN	55	0.12%
PRINCE EDWARD	95	0.20%
PRINCE GEORGE	157	0.34%
PRINCE WILLIAM	959	2.06%
PULASKI	271	0.58%
RADFORD	121	0.26%
RAPPAHANNOCK	15	0.03%
RICHMOND CITY	2,460	5.29%
RICHMOND COUNTY	20	0.04%
ROANOKE CITY	679	1.46%
ROANOKE COUNTY	468	1.01%
ROCKBRIDGE	60	0.13%
ROCKINGHAM	400	0.86%
RUSSELL	128	0.28%
SALEM	380	0.82%
SCOTT	77	0.17%
SHENANDOAH	226	0.49%
SMYTH	246	0.53%
SOUTH BOSTON	54	0.12%
SOUTHAMPTON	34	0.07%
SPOTSYLVANIA	227	0.49%
STAFFORD	246	0.53%
STAUNTON	141	0.30%
SUFFOLK	442	0.95%
SURRY	36	0.08%
SUSSEX	74	0.16%
TAZEWELL	235	0.50%

	Files Created	Percent of Total
UNKNOWN	6,637	14.26%
VIRGINIA BEACH	1,612	3.46%
WARREN	217	0.47%
WASHINGTON	297	0.64%
WAYNESBORO	122	0.26%
WESTMORELAND	43	0.09%
WILLIAMSBURG	488	1.05%
WINCHESTER	665	1.43%
WISE	238	0.51%
WYTHE	219	0.47%
YORK	161	0.35%
Total:	46,538	100.00%

Awards and Payments

	FILES WITH AWARDS		Compensation	Cost of Living	Total
	Entered	Terminated			
Accident Type:					
Absorbtion,Ingestion or Inhalation,NOC	26	28	\$653,210	\$0	\$653,210
Animal or Insect (Struck or Injured By)	72	64	\$679,390	\$0	\$679,390
Bodily Motion	290	389	\$40,304,709	\$24,376	\$40,329,085
Broken Glass (Cut,Puncture,Scrape)	74	72	\$649,825	\$0	\$649,825
Caught In / Under	70	91	\$9,966,515	\$38,928	\$10,005,443
Caught In,Under or Between,NOC	651	578	\$7,829,268	\$0	\$7,829,268
Caught,Puncture,Scrape,NOC	135	133	\$1,210,901	\$402	\$1,211,303
Chemicals (Burn or Contact with)	35	31	\$232,604	\$612	\$233,216
Cold Objects or Substances (Contact with)	2	2	\$5,688	\$0	\$5,688
Collapsing Materials (Caught In,Under,Between)	10	7	\$639,235	\$0	\$639,235
Collision with a Fixed Object	38	33	\$801,699	\$0	\$801,699
Collision with Another Vehicle	353	299	\$7,815,931	\$0	\$7,815,931
Contact With, NOC	34	30	\$795,296	\$0	\$795,296
Continual Noise (Strain or Injury By)	75	77	\$462,551	\$0	\$462,551
Crash of Airplane	6	6	\$590,639	\$0	\$590,639
Crash of Rail Vehicle	0	1	\$41,300	\$0	\$41,300
Crash of Water Vehicle	3	0	\$0	\$0	\$0
Cumulative,NOC	77	64	\$1,080,285	\$426	\$1,080,711
Dust,Gases,Fumes or Vapors (Contact with)	16	17	\$283,782	\$0	\$283,782
Electric Current	6	10	\$1,596,024	\$0	\$1,596,024
Electrical Current (Contact with)	40	33	\$741,401	\$0	\$741,401
Explosion or Flare Back (Struck or Injured By)	14	14	\$497,227	\$1,208	\$498,435
Fall - Elevation	193	238	\$29,620,861	\$63,541	\$29,684,401
Fall - Same Level	297	356	\$30,275,054	\$36,072	\$30,311,126
Fall,Slip or Trip,NOC	2,224	1,956	\$31,512,220	\$4,954	\$31,517,174
Falling or Flying Object (Struck or Injured By)	924	787	\$13,235,345	\$4,510	\$13,239,855
Fellow Worker,Patient (Struck or Injured By)	341	303	\$2,749,928	\$0	\$2,749,928
Fire or Flame (Burn or Scald)	39	37	\$264,879	\$0	\$264,879
Foreign Matter in Eye(s)	31	29	\$346,524	\$0	\$346,524
From Different Level (Fall,Slip or Trip)	587	518	\$14,244,605	\$1,975	\$14,246,581

	FILES WITH AWARDS		Compensation	Cost of Living	Total
	Entered	Terminated			
From Ladder or Scaffolding (Fall,Slip or Trip)	709	583	\$13,530,505	\$1,632	\$13,532,136
From Liquid or Grease Spills (Fall,Slip or Trip)	575	490	\$6,708,753	\$0	\$6,708,753
Hand Tool or Machine (Struck or Injured By)	105	91	\$2,022,295	\$0	\$2,022,295
Hand Tool,Utensil;Not Powered (Cut,Puncture,Scrape)	104	92	\$413,863	\$0	\$413,863
Holding or Carrying (Strain or Injury By)	100	94	\$1,831,848	\$1,473	\$1,833,321
Hot Objects or Substances (Burn or Scald)	67	67	\$482,149	\$0	\$482,149
Into Openings (Fall,Slip or Trip)	158	130	\$3,295,587	\$0	\$3,295,587
Jumping (Strain or Injury By)	61	60	\$898,965	\$0	\$898,965
Lifting (Strain or Injury By)	2,209	1,942	\$34,362,951	\$4,006	\$34,366,957
Machine or Machinery (Caught In,Under,Between)	255	237	\$3,127,472	\$395	\$3,127,866
Motor Vehicle	148	177	\$21,963,258	\$28,772	\$21,992,030
Motor Vehicle (Struck or Injured By)	227	182	\$3,730,388	\$173	\$3,730,561
Motor Vehicle,NOC	464	400	\$8,659,162	\$0	\$8,659,162
Moving Part of Machine (Striking Against or Stepping On)	12	13	\$449,672	\$0	\$449,672
Moving Parts of Machine (Struck or Injured By)	75	71	\$956,163	\$0	\$956,163
Natural Disasters	2	2	\$5,441	\$0	\$5,441
Object Being Lifted or Handled (Cut,Puncture,Scrape)	161	157	\$1,341,108	\$0	\$1,341,108
Object Being Lifted or Handled (Striking Against or Stepping On)	20	23	\$924,882	\$0	\$924,882
Object Being Lifted or Handled (Struck or Injured By)	303	280	\$4,184,120	\$0	\$4,184,120
Object Handled (Caught In,Under,Between)	54	53	\$320,264	\$0	\$320,264
Object Handled By Others (Struck or Injured By)	57	47	\$504,639	\$0	\$504,639
On Ice or Snow (Fall,Slip or Trip)	309	283	\$4,306,694	\$154	\$4,306,848
On Same Level (Fall,Slip or Trip)	668	597	\$7,344,245	\$251	\$7,344,496
On Stairs (Fall,Slip or Trip)	286	254	\$4,446,538	\$1,371	\$4,447,909
Other Than Physical Cause of Injury	64	58	\$553,468	\$0	\$553,468
Other,Miscellaneous,NOC	2,075	1,934	\$41,383,887	\$2,745	\$41,386,632
Overexertion	543	672	\$69,733,139	\$25,065	\$69,758,203
Person in Act of Crime	51	33	\$1,066,046	\$0	\$1,066,046

	FILES WITH AWARDS		Compensation	Cost of Living	Total
	Entered	Terminated			
Powered Hand Tool,Appliance (Cut,Puncture,Scrape)	198	192	\$1,932,528	\$0	\$1,932,528
Public Transportation	3	3	\$382,298	\$0	\$382,298
Pushing or Pulling (Strain or Injury By)	715	636	\$12,274,765	\$681	\$12,275,445
Radiation Caustics	16	20	\$1,597,498	\$2,252	\$1,599,750
Reaching (Strain or Injury By)	99	85	\$1,213,264	\$0	\$1,213,264
Repetitive Motion	16	18	\$565,068	\$2,057	\$567,125
Repetitive Motion (Strain or Injury By)	34	39	\$733,370	\$0	\$733,370
Rubbed / Abraided	59	67	\$3,751,469	\$11,240	\$3,762,709
Rubbed or Abraded,NOC	3	4	\$90,586	\$0	\$90,586
Sanding,Scraping,Cleaning Operation (Striking Against or Stepping On)	11	10	\$21,135	\$0	\$21,135
Slipped,Do Not Fall	108	99	\$1,274,067	\$2,616	\$1,276,683
Stationary Object (Striking Against or Stepping On)	210	200	\$3,016,678	\$0	\$3,016,678
Steam or Hot Fluids (Burn or Scald)	76	67	\$163,610	\$0	\$163,610
Stepping on Sharp Object	10	10	\$31,750	\$0	\$31,750
Strain or Injury By,NOC	829	735	\$11,073,416	\$1,135	\$11,074,550
Striking Against or Stepping On,NOC	210	184	\$2,678,408	\$0	\$2,678,408
Struck Against	48	55	\$5,215,825	\$41	\$5,215,866
Struck By	162	194	\$27,325,335	\$5,972	\$27,331,307
Struck or Injured,NOC	429	386	\$5,354,976	\$2,028	\$5,357,004
Temperature Extremes	14	19	\$1,181,496	\$0	\$1,181,496
Temperature Extremes (Burn or Scald)	10	11	\$288,802	\$0	\$288,802
Terrorism	1	2	\$10,125	\$0	\$10,125
Twisting (Strain or Injury By)	200	181	\$3,074,997	\$0	\$3,074,997
Using Tool or Machinery (Strain or Injury By)	23	21	\$352,478	\$0	\$352,478
Vehicle Upset (Overturned)	88	71	\$2,076,192	\$0	\$2,076,192
Weilding or Throwing (Strain or Injury By)	18	17	\$83,268	\$0	\$83,268
Welding Operation (Burn or Scald)	1	0	\$0	\$0	\$0
Total:	20,116	18,551	\$523,437,798	\$271,061	\$523,708,859

	FILES WITH AWARDS		Compensation	Cost of Living	Total
	Entered	Terminated			
Body Part:					
Abdomen Including Groin	148	140	\$973,424	\$0	\$973,424
Ankle	0	75	\$6,196,182	\$6,052	\$6,202,235
Ankle	872	716	\$9,345,662	\$3,328	\$9,348,990
Body Systems and Multiple Bo	3	2	\$286,903	\$0	\$286,903
Brain	0	1	\$25,514	\$0	\$25,514
Brain	10	6	\$948,007	\$0	\$948,007
Buttocks	4	5	\$60,127	\$0	\$60,127
Chest	116	102	\$734,992	\$0	\$734,992
Chest	0	9	\$558,545	\$31,094	\$589,639
Disc (Back)	0	27	\$3,092,883	\$0	\$3,092,883
Disc (Back)	96	60	\$2,765,996	\$133	\$2,766,129
Disc (Neck)	7	6	\$107,818	\$0	\$107,818
Disc (Neck)	0	2	\$443,774	\$0	\$443,774
Ear(s)	0	3	\$42,906	\$0	\$42,906
Ear(s)	91	89	\$560,048	\$0	\$560,048
Elbow	263	223	\$3,244,229	\$1,698	\$3,245,926
Elbow	0	33	\$2,552,827	\$377	\$2,553,205
Eye(s)	113	92	\$1,466,810	\$612	\$1,467,423
Eye(s)	0	16	\$461,103	\$0	\$461,103
Facial Bones	12	9	\$236,663	\$0	\$236,663
Finger	0	38	\$886,586	\$430	\$887,015
Finger(s)	1,102	1,042	\$7,939,684	\$395	\$7,940,078
Foot	0	44	\$2,663,677	\$0	\$2,663,677
Foot	630	536	\$6,606,759	\$1,144	\$6,607,903
Great Toe	42	41	\$109,719	\$0	\$109,719
Hand	540	471	\$4,326,218	\$0	\$4,326,218
Hand	0	44	\$3,296,381	\$0	\$3,296,381
Heart	77	56	\$1,308,892	\$426	\$1,309,318
Heart	0	19	\$2,657,063	\$0	\$2,657,063
Hip	0	19	\$1,843,309	\$0	\$1,843,309
Hip	153	115	\$2,725,104	\$272	\$2,725,376
Insufficient Info to Properly Ide	417	367	\$13,088,933	\$515	\$13,089,448
Internal Organs	0	36	\$2,463,359	\$0	\$2,463,359
Internal Organs	278	239	\$1,655,447	\$1,071	\$1,656,519
Knee	0	271	\$26,025,777	\$39,092	\$26,064,868
Knee	2,188	1,780	\$25,978,007	\$2,412	\$25,980,419
Larynx	1	1	\$298	\$0	\$298
Low Back Area	0	318	\$35,316,968	\$18,733	\$35,335,701

FILES WITH AWARDS					
	Entered	Terminated	Compensation	Cost of Living	Total
Lower Arm	238	187	\$2,776,755	\$0	\$2,776,755
Lower Arm	0	35	\$3,650,954	\$0	\$3,650,954
Lower Back Area	1,901	1,401	\$27,217,404	\$3,019	\$27,220,423
Lower Leg	0	53	\$4,887,961	\$1,305	\$4,889,266
Lower Leg	337	280	\$5,080,121	\$0	\$5,080,121
Lungs	35	35	\$868,790	\$0	\$868,790
Mouth	17	15	\$36,562	\$0	\$36,562
Mouth	0	1	\$8,954	\$0	\$8,954
Multiple Body Parts	4,223	3,102	\$71,313,743	\$10,185	\$71,323,928
Multiple Body Parts	0	655	\$83,294,759	\$94,234	\$83,388,993
Multiple Head Injuries	0	32	\$5,624,781	\$0	\$5,624,781
Multiple Head Injury	299	247	\$3,770,648	\$0	\$3,770,648
Multiple Lower Extremities	862	681	\$12,032,456	\$0	\$12,032,456
Multiple Lower Extremities	0	68	\$6,112,750	\$4,491	\$6,117,241
Multiple Neck Injuries	0	29	\$2,108,180	\$1,418	\$2,109,598
Multiple Neck Injury	158	118	\$1,309,969	\$0	\$1,309,969
Multiple Trunk	916	682	\$15,820,390	\$4,334	\$15,824,724
Multiple Trunk Injuries	0	177	\$22,908,831	\$2,056	\$22,910,887
Multiple Upper Extremities	978	794	\$13,425,043	\$1,715	\$13,426,759
Multiple Upper Extremities	0	99	\$8,877,587	\$10,274	\$8,887,861
Nose	17	19	\$99,220	\$0	\$99,220
Nose	0	1	\$34,365	\$0	\$34,365
Other Facial	0	2	\$489,182	\$0	\$489,182
Pelvis	0	1	\$368,988	\$0	\$368,988
Pelvis	20	15	\$244,296	\$0	\$244,296
Sacrum & Coccyx	0	1	\$20,971	\$0	\$20,971
Sacrum and Coccyx	21	16	\$357,372	\$0	\$357,372
Shoulder(s)	1,470	1,304	\$22,609,242	\$2,814	\$22,612,056
Skull	0	5	\$536,533	\$0	\$536,533
Skull	19	12	\$69,605	\$0	\$69,605
Soft Tissue	16	9	\$410,906	\$0	\$410,906
Soft Tissue	40	34	\$906,133	\$0	\$906,133
Soft Tissue	0	7	\$734,695	\$5,686	\$740,381
Spinal Cord	1	1	\$55,000	\$0	\$55,000
Spinal Cord	3	1	\$9,033	\$0	\$9,033
Spinal Cord - Back	0	2	\$181,342	\$0	\$181,342
Teeth	5	5	\$14,104	\$0	\$14,104
Thigh	0	1	\$3,636	\$0	\$3,636
Thumb	302	290	\$2,150,189	\$0	\$2,150,189
Thumb	0	14	\$386,796	\$0	\$386,796

	FILES WITH AWARDS		Compensation	Cost of Living	Total
	Entered	Terminated			
Toe(s)	0	3	\$27,729	\$0	\$27,729
Toe(s)	98	84	\$356,648	\$0	\$356,648
Trachea	1	0	\$0	\$0	\$0
Unclassified	38	33	\$391,756	\$0	\$391,756
Upper Arm	203	84	\$1,656,314	\$0	\$1,656,314
Upper Arm	0	156	\$12,694,976	\$1,798	\$12,696,774
Upper Back Area	64	51	\$878,331	\$0	\$878,331
Upper Back Area	0	11	\$1,369,607	\$18,050	\$1,387,656
Upper Leg	66	58	\$1,214,451	\$0	\$1,214,451
Vertebrae	0	2	\$194,590	\$0	\$194,590
Vertebrae	4	3	\$126,915	\$0	\$126,915
Whole Body	13	11	\$606,201	\$0	\$606,201
Wrist	0	56	\$3,344,671	\$1,394	\$3,346,065
Wrist	537	464	\$6,132,229	\$504	\$6,132,734
Wrist(s) & Hand(s)	51	51	\$638,541	\$0	\$638,541
Totals:	20,116	18,551	\$523,437,798	\$271,061	\$523,708,859

	FILES WITH AWARDS		Compensation	Cost of Living	Total
	Entered	Terminated			
Nature:					
All Other Cumulative,NOC (OD)	3	2	\$11,933	\$0	\$11,933
All Other Occupational Disease,NOC (OD)	3	3	\$24,607	\$0	\$24,607
All Other Specific Injuries,NOC	4,536	3,952	\$83,647,742	\$9,281	\$83,657,023
Amputation	209	202	\$3,009,791	\$395	\$3,010,186
Amputation	8	13	\$1,488,088	\$0	\$1,488,088
Angina Pectoris	1	0	\$0	\$0	\$0
Asbestosis	2	3	\$205,502	\$0	\$205,502
Asbestosis (OD)	2	2	\$29,676	\$0	\$29,676
Asphyxiation	1	1	\$2,495	\$0	\$2,495
Black Lung (OD)	11	12	\$518,193	\$0	\$518,193
Black Lung I	4	4	\$339,795	\$0	\$339,795
Burn	278	258	\$2,252,812	\$612	\$2,253,425
Burn	18	23	\$1,910,008	\$0	\$1,910,008
Cancer	0	1	\$253,269	\$0	\$253,269
Cancer (OD)	14	12	\$484,792	\$0	\$484,792
Carpal Tunnel Syndrome	18	24	\$1,544,290	\$10,233	\$1,554,524
Carpal Tunnel Syndrome (OD)	33	34	\$623,368	\$0	\$623,368
Concussion	8	10	\$1,664,921	\$0	\$1,664,921
Concussion	66	59	\$836,328	\$0	\$836,328
Contagious Disease (OD)	0	1	\$2,868	\$0	\$2,868
Contusion	1,300	1,132	\$14,575,149	\$826	\$14,575,974
Contusion	136	171	\$15,674,138	\$19,414	\$15,693,553
Crushing	211	179	\$4,312,726	\$0	\$4,312,726
Crushing	26	28	\$4,938,119	\$361	\$4,938,480
Dermatitis (OD)	1	1	\$655	\$0	\$655
Dislocation	264	225	\$4,688,932	\$2,553	\$4,691,485
Dislocation	20	21	\$1,829,638	\$0	\$1,829,638
Dust Disease,NOC (OD)	2	1	\$2,532	\$0	\$2,532
Electric Shock	24	23	\$579,812	\$0	\$579,812
Electric Shock	3	6	\$496,313	\$0	\$496,313
Exposure	10	10	\$46,555	\$0	\$46,555
Fatal Burn	1	2	\$126,231	\$0	\$126,231
Fatal Crushing	0	2	\$367,153	\$31,094	\$398,247
Fatal Drowning	1	1	\$30,000	\$0	\$30,000
Fatal Electric Shock	1	2	\$409,468	\$0	\$409,468
Fatal Fracture	2	4	\$312,616	\$0	\$312,616
Fatal Heart & Lung - Police	0	1	\$218,300	\$0	\$218,300

	FILES WITH AWARDS		Compensation	Cost of Living	Total
	Entered	Terminated			
Fatal Injury - NEC	12	29	\$4,851,781	\$0	\$4,851,781
Fatal Puncture	0	1	\$112,066	\$0	\$112,066
Fatal Rupture	0	1	\$307,775	\$0	\$307,775
Fatal Victim of Crime	1	2	\$10,000	\$0	\$10,000
Foreign Body	58	55	\$569,025	\$0	\$569,025
Foreign Body	5	5	\$39,595	\$0	\$39,595
Fracture	2,954	2,622	\$43,487,537	\$4,891	\$43,492,428
Fracture	271	317	\$40,591,295	\$5,124	\$40,596,419
Freezing	3	2	\$40,099	\$0	\$40,099
Freezing	0	1	\$64,219	\$0	\$64,219
Hearing Loss or Impairment	9	8	\$61,192	\$0	\$61,192
Heart & Lung - Firemen	5	4	\$152,401	\$0	\$152,401
Heart & Lung - Police	2	10	\$1,653,651	\$0	\$1,653,651
Heart & Lung-Fire	30	22	\$505,408	\$426	\$505,834
Heart & Lung-Police	26	24	\$560,541	\$0	\$560,541
Heat Prostration	7	6	\$242,049	\$0	\$242,049
Hernia	9	12	\$273,573	\$0	\$273,573
Hernia	243	241	\$1,108,481	\$1,071	\$1,109,553
Infection	48	40	\$209,082	\$0	\$209,082
Inflammation	60	69	\$6,996,017	\$11,048	\$7,007,065
Inflammation	253	246	\$3,992,812	\$0	\$3,992,812
Injury - NEC	559	674	\$68,467,021	\$57,299	\$68,524,319
Laceration	69	86	\$7,741,661	\$29,075	\$7,770,736
Laceration	1,169	1,111	\$11,682,482	\$2,027	\$11,684,509
Loss of Hearing	2	2	\$35,406	\$0	\$35,406
Loss of Hearing (OD)	78	79	\$518,214	\$0	\$518,214
Mental Stress (OD)	42	34	\$378,637	\$0	\$378,637
Mesothelioma	2	1	\$32,190	\$0	\$32,190
Multiple Injuries,Physical or Psychological	3	3	\$31,067	\$0	\$31,067
Multiple Physical Injuries	87	79	\$2,141,270	\$1,208	\$2,142,477
Myocardial Infarction	1	1	\$76,176	\$0	\$76,176
Myocardial Infarction (Heart Attack)	10	8	\$224,785	\$0	\$224,785
Other Cumulative	1	2	\$439,571	\$0	\$439,571
Poisoning,General (Not OD)	5	5	\$114,227	\$0	\$114,227
Puncture	145	122	\$1,846,032	\$2,028	\$1,848,059
Puncture	6	8	\$786,254	\$0	\$786,254
Respiratory Disorders	2	3	\$233,280	\$0	\$233,280
Respiratory Disorders (OD)	3	5	\$11,060	\$0	\$11,060
Rupture	33	40	\$5,671,183	\$2,665	\$5,673,848

	FILES WITH AWARDS		Compensation	Cost of Living	Total
	Entered	Terminated			
Rupture	124	113	\$2,236,723	\$133	\$2,236,857
Severance	4	4	\$376,449	\$0	\$376,449
Severance	74	73	\$1,138,357	\$0	\$1,138,357
Sexual Assault	1	1	\$30,224	\$0	\$30,224
Silicosis (OD)	1	1	\$5,000	\$0	\$5,000
Sprain	135	169	\$16,874,593	\$7,622	\$16,882,214
Sprain or Tear	1,546	1,333	\$20,031,652	\$1,520	\$20,033,171
Strain	506	646	\$65,630,107	\$62,593	\$65,692,700
Strain or Tear	4,269	3,778	\$62,383,923	\$7,563	\$62,391,486
Stress	1	1	\$410,752	\$0	\$410,752
Syncope	11	11	\$87,391	\$0	\$87,391
Vascular	4	5	\$50,675	\$0	\$50,675
Vascular Problem	2	2	\$161,687	\$0	\$161,687
VDT (Video Display Terminal) (OD)	1	1	\$1,078	\$0	\$1,078
Victim of Crime	4	3	\$221,028	\$0	\$221,028
Vision Loss	3	4	\$56,898	\$0	\$56,898
Vision Loss	0	1	\$23,333	\$0	\$23,333
Total:	20,116	18,551	\$523,437,798	\$271,061	\$523,708,859

	FILES WITH AWARDS		Compensation	Cost of Living	Total
	Entered	Terminated			
Occupation:					
Accountants and Auditors	19	12	\$96,515	\$0	\$96,515
Actors	1	1	\$876	\$0	\$876
Administrative Services Managers	1	1	\$20,778	\$0	\$20,778
Adult Literacy, Remedial Education, and GED Teachers and Instructors	1	1	\$100	\$0	\$100
Advertising and Promotions Managers	1	0	\$0	\$0	\$0
Advertising Sales Agents	1	1	\$5,741	\$0	\$5,741
Aerospace Engineers	1	1	\$11,924	\$0	\$11,924
Agricultural Workers, All Other	1	1	\$445	\$0	\$445
Air Traffic Controllers	2	3	\$52,992	\$0	\$52,992
Aircraft Cargo Handling Supervisors	1	1	\$159	\$0	\$159
Aircraft Mechanics and Service Technicians	4	2	\$8,811	\$0	\$8,811
Aircraft Structure, Surfaces, Rigging, and Systems Assemblers	1	1	\$65,812	\$0	\$65,812
Airline Pilots, Copilots, and Flight Engineers	8	8	\$347,147	\$0	\$347,147
Ambulance Drivers and Attendants, Except Emergency Medical Technicians	5	4	\$70,084	\$0	\$70,084
Amusement and Recreation Attendants	4	4	\$6,048	\$0	\$6,048
Animal Control Workers	7	6	\$34,544	\$0	\$34,544
Animal Trainers	1	1	\$164	\$0	\$164
Appraisers and Assessors of Real Estate	1	1	\$8,948	\$0	\$8,948
Architects, Except Landscape and Naval	1	1	\$381	\$0	\$381
Art Directors	1	1	\$24,031	\$0	\$24,031
Artists and Related Workers, All Other	1	0	\$0	\$0	\$0
Assemblers and Fabricators	1	1	\$4,991	\$0	\$4,991
Assemblers and Fabricators, All Other	66	58	\$1,297,451	\$200	\$1,297,651
Athletes and Sports Competitors	62	59	\$700,153	\$0	\$700,153
Audio and Video Equipment Technicians	1	0	\$0	\$0	\$0
Audio-Visual Collections Specialists	1	1	\$4,601	\$0	\$4,601
Automotive Body and Related Repairers	47	46	\$811,233	\$0	\$811,233
Automotive Glass Installers and Repairers	5	6	\$258,277	\$0	\$258,277

	FILES WITH AWARDS		Compensation	Cost of Living	Total
	Entered	Terminated			
Automotive Service Technicians and Mechanics	215	188	\$2,979,036	\$0	\$2,979,036
Automotive Technicians and Repairers	2	2	\$1,677	\$0	\$1,677
Baggage Porters and Bellhops	11	9	\$109,113	\$0	\$109,113
Bailiffs, Correctional Officers, and Jailers	5	5	\$25,816	\$0	\$25,816
Bakers	22	18	\$87,533	\$0	\$87,533
Bartenders	15	15	\$55,012	\$0	\$55,012
Bill and Account Collectors	8	9	\$135,924	\$0	\$135,924
Billing and Posting Clerks and Machine Operators	3	2	\$1,055	\$0	\$1,055
Bindery Workers	5	3	\$53,840	\$0	\$53,840
Biochemists and Biophysicists	1	1	\$6,878	\$0	\$6,878
Biomedical Engineers	1	2	\$1,624	\$0	\$1,624
Boilermakers	4	4	\$38,006	\$0	\$38,006
Bookkeeping, Accounting, and Auditing Clerks	16	13	\$113,592	\$280	\$113,872
Brickmasons and Blockmasons	36	35	\$1,421,361	\$0	\$1,421,361
Brickmasons, Blockmasons, and Stonemasons	1	0	\$0	\$0	\$0
Broadcast Technicians	1	1	\$12,072	\$0	\$12,072
Brokerage Clerks	2	2	\$36,798	\$0	\$36,798
Building Cleaning and Pest Control Workers	1	1	\$44	\$0	\$44
Building Cleaning Workers	4	4	\$2,841	\$0	\$2,841
Building Cleaning Workers, All Other	4	4	\$10,111	\$0	\$10,111
Bus and Truck Mechanics and Diesel Engine Specialists	1	1	\$6,585	\$0	\$6,585
Bus and Truck Mechanics and Diesel Engine Specialists	14	15	\$153,136	\$0	\$153,136
Bus Drivers	1	1	\$2,509	\$0	\$2,509
Bus Drivers, School	130	115	\$1,469,631	\$0	\$1,469,631
Bus Drivers, Transit and Intercity	90	85	\$1,367,646	\$1,355	\$1,369,001
Business Operations Specialists, All Other	1	1	\$40,218	\$0	\$40,218
Butchers and Meat Cutters	32	29	\$217,929	\$0	\$217,929
Cabinetmakers and Bench Carpenters	20	21	\$278,463	\$0	\$278,463
Camera Operators, Television, Video, and Motion Picture	1	1	\$10,000	\$0	\$10,000
Cardiovascular Technologists and Technicians	2	1	\$3,264	\$0	\$3,264
Cargo and Freight Agents	20	17	\$453,385	\$0	\$453,385
Carpenters	403	358	\$8,772,945	\$47	\$8,772,992
Carpet Installers	7	8	\$259,197	\$0	\$259,197
Cashiers	129	113	\$1,381,822	\$0	\$1,381,822

	FILES WITH AWARDS		Compensation	Cost of Living	Total
	Entered	Terminated			
Cement Masons and Concrete Finishers	39	29	\$671,877	\$0	\$671,877
Cement Masons, Concrete Finishers, and Terrazzo Workers	1	1	\$556	\$0	\$556
Chefs and Head Cooks	12	10	\$66,310	\$0	\$66,310
Chemical Plant and System Operators	1	2	\$35,663	\$0	\$35,663
Chemical Technicians	1	1	\$10,000	\$0	\$10,000
Chemists	2	2	\$5,570	\$0	\$5,570
Chief Executives	18	16	\$393,803	\$0	\$393,803
Child Care Workers	21	22	\$245,687	\$0	\$245,687
Child, Family, and School Social Workers	3	3	\$13,224	\$0	\$13,224
Chiropractors	1	0	\$0	\$0	\$0
Civil Engineering Technicians	1	0	\$0	\$0	\$0
Civil Engineers	1	1	\$10,713	\$0	\$10,713
Claims Adjusters, Examiners, and Investigators	2	1	\$9,476	\$0	\$9,476
Cleaners of Vehicles and Equipment	18	14	\$125,603	\$0	\$125,603
Cleaning, Washing, and Metal Pickling Equipment Operators and Tenders	2	2	\$46,327	\$0	\$46,327
Clerical Workers	77	81	\$5,781,001	\$2,207	\$5,783,208
Clinical, Counseling, and School Psychologists	1	0	\$0	\$0	\$0
Coaches and Scouts	11	10	\$31,971	\$0	\$31,971
Coating, Painting, and Spraying Machine Setters, Operators, and Tenders	2	2	\$23,435	\$0	\$23,435
Coil Winders, Tapers, and Finishers	1	2	\$3,077	\$0	\$3,077
Coin, Vending, and Amusement Machine Servicers and Repairers	3	2	\$8,203	\$0	\$8,203
Combined Food Preparation and Serving Workers, Including Fast Food	76	70	\$476,516	\$0	\$476,516
Commercial and Industrial Designers	1	1	\$183	\$0	\$183
Commercial Divers	2	2	\$25,413	\$0	\$25,413
Commercial Pilots	5	4	\$208,658	\$0	\$208,658
Community and Social Service Specialists, All Other	1	1	\$5,542	\$0	\$5,542
Compensation and Benefits Managers	1	1	\$799	\$0	\$799
Compliance Officers, Except Agriculture, Construction, Health and Safety, and Transportation	1	0	\$0	\$0	\$0

	FILES WITH AWARDS		Compensation	Cost of Living	Total
	Entered	Terminated			
Computer and Information Scientists, Research	1	1	\$4,012	\$0	\$4,012
Computer and Information Systems Managers	3	3	\$96,217	\$0	\$96,217
Computer Hardware Engineers	2	1	\$3,614	\$0	\$3,614
Computer Programmers	2	3	\$51,840	\$0	\$51,840
Computer Software Engineers, Systems Software	5	5	\$284,350	\$0	\$284,350
Computer Specialists, All Other	3	3	\$8,536	\$0	\$8,536
Computer Support Specialists	9	8	\$125,832	\$0	\$125,832
Computer Systems Analysts	4	2	\$31,507	\$0	\$31,507
Computer-Controlled Machine Tool Operators, Metal and Plastic	2	2	\$4,459	\$0	\$4,459
Concierges	3	1	\$13,071	\$0	\$13,071
Conservation Scientists	2	2	\$7,880	\$0	\$7,880
Construction and Building Inspectors	12	12	\$219,239	\$0	\$219,239
Construction and Related Workers, All Other	32	34	\$327,881	\$0	\$327,881
Construction Laborers	300	253	\$4,459,935	\$59	\$4,459,995
Construction Managers	95	82	\$2,101,102	\$1,585	\$2,102,687
Continuous Mining Machine Operators	5	4	\$36,312	\$0	\$36,312
Conveyor Operators and Tenders	7	6	\$100,943	\$0	\$100,943
Cooks	11	9	\$26,178	\$0	\$26,178
Cooks, All Other	25	21	\$103,399	\$86	\$103,485
Cooks, Fast Food	37	33	\$181,470	\$0	\$181,470
Cooks, Institution and Cafeteria	39	33	\$172,978	\$0	\$172,978
Cooks, Restaurant	62	55	\$513,635	\$0	\$513,635
Cooks, Short Order	3	3	\$29,639	\$13	\$29,653
Cooling and Freezing Equipment Operators and Tenders	1	1	\$8,581	\$0	\$8,581
Correctional Officers and Jailers	89	83	\$549,966	\$0	\$549,966
Correspondence Clerks	1	1	\$50,000	\$0	\$50,000
Cost Estimators	3	1	\$60,460	\$0	\$60,460
Counselors, All Other	17	17	\$163,170	\$1,473	\$164,643
Counter and Rental Clerks	4	4	\$32,984	\$0	\$32,984
Counter Attendants, Cafeteria, Food Concession, and Coffee Shop	9	10	\$19,517	\$0	\$19,517
Couriers and Messengers	55	50	\$702,604	\$0	\$702,604
Court Reporters	1	1	\$1,108	\$0	\$1,108
Court, Municipal, and License Clerks	2	2	\$4,361	\$0	\$4,361
Craftsmen	393	505	\$62,079,221	\$115,026	\$62,194,247

	FILES WITH AWARDS		Compensation	Cost of Living	Total
	Entered	Terminated			
Crane and Tower Operators	14	13	\$483,986	\$0	\$483,986
Credit Analysts	3	2	\$97,529	\$0	\$97,529
Crushing, Grinding, and Polishing Machine Setters, Operators, and Tenders	3	3	\$82,576	\$0	\$82,576
Customer Service Representatives	111	90	\$1,402,302	\$0	\$1,402,302
Cutters and Trimmers, Hand	4	4	\$10,078	\$0	\$10,078
Cutting and Slicing Machine Setters, Operators, and Tenders	5	3	\$35,075	\$0	\$35,075
Cutting, Punching, and Press Machine Setters, Operators, and Tenders, Metal and Plastic	7	7	\$97,701	\$0	\$97,701
Data Entry Keyers	3	3	\$57,830	\$0	\$57,830
Demonstrators and Product Promoters	3	3	\$9,933	\$0	\$9,933
Dental Assistants	10	8	\$87,312	\$0	\$87,312
Dental Hygienists	3	2	\$31,699	\$0	\$31,699
Detectives and Criminal Investigators	11	10	\$84,786	\$0	\$84,786
Diagnostic Medical Sonographers	2	2	\$8,402	\$0	\$8,402
Dietetic Technicians	8	9	\$60,583	\$0	\$60,583
Dietitians and Nutritionists	1	1	\$4,867	\$0	\$4,867
Dining Room and Cafeteria Attendants and Bartender Helpers	26	28	\$155,738	\$0	\$155,738
Dining Room and Cafeteria Attendants and Bartender Helpers	1	1	\$1,732	\$0	\$1,732
Directors, Religious Activities and Education	3	3	\$10,608	\$0	\$10,608
Dishwashers	31	29	\$244,594	\$0	\$244,594
Dispatchers, Except Police, Fire, and Ambulance	3	3	\$41,124	\$0	\$41,124
Door-to-Door Sales Workers, News and Street Vendors, and Related Workers	2	2	\$4,898	\$0	\$4,898
Drilling and Boring Machine Tool Setters, Operators, and Tenders, Metal and Plastic	4	2	\$5,683	\$0	\$5,683
Driver/Sales Workers	39	33	\$681,582	\$228	\$681,810
Drywall and Ceiling Tile Installers	45	37	\$620,016	\$1,181	\$621,196
Earth Drillers, Except Oil and Gas	7	5	\$99,352	\$0	\$99,352
Education Administrators, All Other	1	0	\$0	\$0	\$0
Education Administrators, Elementary and Secondary School	7	7	\$45,473	\$0	\$45,473

	FILES WITH AWARDS		Compensation	Cost of Living	Total
	Entered	Terminated			
Education Administrators, Postsecondary	1	0	\$0	\$0	\$0
Education Administrators, Preschool and Child Care Center/Program	4	3	\$4,485	\$0	\$4,485
Education Teachers, Postsecondary	28	25	\$117,231	\$0	\$117,231
Education, Training, and Library Workers, All Other	1	1	\$293	\$0	\$293
Educational, Vocational, and School Counselors	3	2	\$27,667	\$0	\$27,667
Electric Motor, Power Tool, and Related Repairers	2	1	\$100,555	\$0	\$100,555
Electrical and Electronic Engineering Technicians	5	5	\$23,305	\$0	\$23,305
Electrical and Electronic Equipment Mechanics, Installers, and Repairers	1	1	\$5,893	\$0	\$5,893
Electrical and Electronics Installers and Repairers, Transportation Equipment	1	1	\$117	\$0	\$117
Electrical and Electronics Repairers, Commercial and Industrial Equipment	6	5	\$29,034	\$0	\$29,034
Electrical and Electronics Repairers, Powerhouse, Substation, and Relay	4	4	\$39,835	\$193	\$40,028
Electrical Engineers	2	0	\$0	\$0	\$0
Electrical Power-Line Installers and Repairers	10	9	\$440,278	\$0	\$440,278
Electricians	219	190	\$4,263,189	\$1,342	\$4,264,532
Electronic Equipment Installers and Repairers, Motor Vehicles	2	1	\$19,844	\$0	\$19,844
Electronic Home Entertainment Equipment Installers and Repairers	4	1	\$7,667	\$0	\$7,667
Elementary School Teachers, Except Special Education	1	1	\$4,524	\$0	\$4,524
Elevator Installers and Repairers	3	4	\$103,928	\$0	\$103,928
Emergency Management Specialists	3	3	\$7,072	\$0	\$7,072
Emergency Medical Technicians and Paramedics	39	36	\$437,152	\$0	\$437,152
Employment, Recruitment, and Placement Specialists	2	2	\$9,255	\$0	\$9,255
Engine and Other Machine Assemblers	3	3	\$12,333	\$0	\$12,333
Engineering Managers	2	2	\$423,711	\$0	\$423,711
Engineering Technicians, Except Drafters, All Other	4	2	\$14,239	\$0	\$14,239
Engineers	1	1	\$12,975	\$0	\$12,975
Engineers, All Other	22	20	\$150,980	\$0	\$150,980
Entertainers and Performers, Sports and Related Workers	1	1	\$1,192	\$0	\$1,192

	FILES WITH AWARDS		Compensation	Cost of Living	Total
	Entered	Terminated			
Entertainment Attendants and Related Workers, All Other	1	1	\$18,349	\$0	\$18,349
Environmental Engineering Technicians	1	1	\$1,136	\$0	\$1,136
Etchers and Engravers	1	1	\$183,973	\$0	\$183,973
Excavating and Loading Machine and Dragline Operators	2	2	\$45,087	\$0	\$45,087
Executive Secretaries and Administrative Assistants	61	54	\$472,610	\$0	\$472,610
Explosives Workers, Ordnance Handling Experts, and Blasters	2	2	\$8,604	\$0	\$8,604
Extraction Workers, All Other	4	4	\$190,694	\$0	\$190,694
Extruding and Drawing Machine Setters, Operators, and Tenders, Metal and Plastic	2	1	\$1,087	\$0	\$1,087
Extruding and Forming Machine Setters, Operators, and Tenders, Synthetic and Glass Fibers	2	2	\$108,192	\$0	\$108,192
Extruding, Forming, Pressing, and Compacting Machine Setters, Operators, and Tenders	2	2	\$29,437	\$0	\$29,437
Family and General Practitioners	1	1	\$773	\$0	\$773
Farm Laborers & Foremen	4	6	\$780,595	\$0	\$780,595
Farm Labor Contractors	1	1	\$2,542	\$0	\$2,542
Farmers & Farm Managers	1	2	\$175,097	\$0	\$175,097
Farmers and Ranchers	5	5	\$271,445	\$0	\$271,445
Farmworkers and Laborers, Crop, Nursery, and Greenhouse	19	16	\$453,853	\$0	\$453,853
Farmworkers, Farm and Ranch Animals	17	16	\$141,254	\$0	\$141,254
Fence Erectors	2	2	\$16,236	\$0	\$16,236
Fiberglass Laminators and Fabricators	1	1	\$291	\$0	\$291
File Clerks	2	2	\$22,890	\$0	\$22,890
Financial Analysts	1	0	\$0	\$0	\$0
Financial Examiners	1	0	\$0	\$0	\$0
Financial Managers	6	5	\$46,013	\$0	\$46,013
Financial Specialists, All Other	1	1	\$25,000	\$0	\$25,000
Fire Fighters	249	241	\$2,290,768	\$426	\$2,291,194
Fire Inspectors and Investigators	3	3	\$16,324	\$0	\$16,324
First-Line Supervisors/Managers of Construction Trades and Extraction Workers	25	29	\$1,164,452	\$0	\$1,164,452

	FILES WITH AWARDS		Compensation	Cost of Living	Total
	Entered	Terminated			
First-Line Supervisors/Managers of Construction Trades and Extraction Workers	8	5	\$91,014	\$0	\$91,014
First-Line Supervisors/Managers of Correctional Officers	4	4	\$36,516	\$0	\$36,516
First-Line Supervisors/Managers of Farming, Fishing, and Forestry Workers	5	5	\$31,890	\$0	\$31,890
First-Line Supervisors/Managers of Fire Fighting and Prevention Workers	13	11	\$84,540	\$0	\$84,540
First-Line Supervisors/Managers of Food Preparation and Serving Workers	29	26	\$251,969	\$43	\$252,012
First-Line Supervisors/Managers of Helpers, Laborers, and Material Movers, Hand	8	7	\$299,840	\$0	\$299,840
First-Line Supervisors/Managers of Housekeeping and Janitorial Workers	17	18	\$411,908	\$91	\$411,999
First-Line Supervisors/Managers of Landscaping, Lawn Service, and Groundskeeping Workers	9	11	\$172,757	\$0	\$172,757
First-Line Supervisors/Managers of Mechanics, Installers, and Repairers	21	19	\$597,869	\$0	\$597,869
First-Line Supervisors/Managers of Office and Administrative Support Workers	11	8	\$50,406	\$0	\$50,406
First-Line Supervisors/Managers of Police and Detectives	8	9	\$173,265	\$0	\$173,265
First-Line Supervisors/Managers of Production and Operating Workers	13	13	\$469,904	\$0	\$469,904
First-Line Supervisors/Managers of Retail Sales Workers	86	80	\$1,364,074	\$0	\$1,364,074
First-Line Supervisors/Managers of Transportation and Material-Moving Machine and Vehicle Operators	3	3	\$72,708	\$0	\$72,708
First-Line Supervisors/Managers, Fire Fighting and Prevention Workers	1	1	\$1,399	\$0	\$1,399

	FILES WITH AWARDS		Compensation	Cost of Living	Total
	Entered	Terminated			
First-Line Supervisors/Managers, Food Preparation and Serving Workers	4	4	\$6,312	\$0	\$6,312
First-Line Supervisors/Managers, Protective Service Workers	1	1	\$804	\$0	\$804
First-Line Supervisors/Managers, Protective Service Workers, All Other	2	1	\$5,080	\$0	\$5,080
Fish and Game Wardens	5	5	\$33,125	\$0	\$33,125
Fitness Trainers and Aerobics Instructors	4	3	\$2,360	\$0	\$2,360
Flight Attendants	49	41	\$612,636	\$0	\$612,636
Floor Layers, Except Carpet, Wood, and Hard Tiles	6	6	\$173,444	\$0	\$173,444
Floor Sanders and Finishers	5	5	\$70,858	\$0	\$70,858
Floral Designers	12	10	\$67,972	\$0	\$67,972
Food and Beverage Serving Workers	3	2	\$1,214	\$0	\$1,214
Food and Tobacco Roasting, Baking, and Drying Machine Operators and Tenders	1	1	\$5,087	\$0	\$5,087
Food Batchmakers	6	5	\$6,938	\$0	\$6,938
Food Preparation and Serving Related Workers, All Other	12	9	\$122,086	\$0	\$122,086
Food Preparation Workers	158	139	\$866,165	\$0	\$866,165
Food Preparation Workers	1	1	\$306	\$0	\$306
Food Processing Workers	1	1	\$52	\$0	\$52
Food Servers, Nonrestaurant	13	11	\$61,824	\$0	\$61,824
Food Service Managers	27	21	\$380,459	\$219	\$380,678
Forest and Conservation Technicians	1	1	\$6,766	\$0	\$6,766
Foresters	1	1	\$520	\$0	\$520
Funeral Attendants	2	2	\$344	\$0	\$344
Funeral Directors	2	0	\$0	\$0	\$0
Furnace, Kiln, Oven, Drier, and Kettle Operators and Tenders	4	4	\$20,031	\$0	\$20,031
Furniture Finishers	3	3	\$50,121	\$0	\$50,121
Gas Plant Operators	1	1	\$17,119	\$0	\$17,119
General and Operations Managers	207	163	\$3,246,666	\$0	\$3,246,666
Glaziers	20	21	\$744,942	\$0	\$744,942
Graders and Sorters, Agricultural Products	2	2	\$44,774	\$0	\$44,774
Graduate Teaching Assistants	2	1	\$195	\$0	\$195
Graphic Designers	1	2	\$3,762	\$0	\$3,762
Grinding and Polishing Workers, Hand	2	2	\$16,824	\$0	\$16,824

	FILES WITH AWARDS		Compensation	Cost of Living	Total
	Entered	Terminated			
Grinding, Lapping, Polishing, and Buffing Machine Tool Setters, Operators, and Tenders, Metal and Plastic	1	1	\$98,589	\$0	\$98,589
Grounds Maintenance Workers	1	1	\$729	\$0	\$729
Grounds Maintenance Workers, All Other	6	5	\$82,420	\$0	\$82,420
Hairdressers, Hairstylists, and Cosmetologists	9	10	\$31,623	\$0	\$31,623
Hazardous Materials Removal Workers	2	2	\$10,586	\$0	\$10,586
Health and Safety Engineers, Except Mining Safety Engineers and Inspectors	2	2	\$3,875	\$0	\$3,875
Health Educators	2	1	\$994	\$0	\$994
Health Technologists and Technicians, All Other	8	8	\$55,687	\$0	\$55,687
Healthcare Support Workers, All Other	9	10	\$172,624	\$0	\$172,624
Heating, Air Conditioning, and Refrigeration Mechanics and Installers	106	99	\$1,799,829	\$158	\$1,799,986
Helpers, Construction Trades, All Other	8	12	\$198,598	\$932	\$199,531
Helpers--Brickmasons, Blockmasons, Stonemasons, and Tile and Marble Setters	3	5	\$65,516	\$0	\$65,516
Helpers--Carpenters	30	27	\$918,140	\$0	\$918,140
Helpers--Electricians	20	18	\$246,707	\$0	\$246,707
Helpers--Extraction Workers	8	9	\$475,309	\$0	\$475,309
Helpers--Installation, Maintenance, and Repair Workers	16	18	\$615,931	\$0	\$615,931
Helpers--Painters, Paperhangers, Plasterers, and Stucco Masons	7	8	\$132,959	\$0	\$132,959
Helpers--Pipelayers, Plumbers, Pipefitters, and Steamfitters	21	21	\$295,744	\$0	\$295,744
Helpers--Production Workers	79	76	\$2,523,044	\$0	\$2,523,044
Helpers--Roofers	5	4	\$99,680	\$0	\$99,680
Highway Maintenance Workers	7	6	\$44,444	\$0	\$44,444
Hoist and Winch Operators	1	0	\$0	\$0	\$0
Home Appliance Repairers	2	0	\$0	\$0	\$0
Home Health Aides	20	17	\$308,391	\$0	\$308,391
Hosts and Hostesses, Restaurant, Lounge, and Coffee Shop	8	5	\$10,469	\$0	\$10,469
Hotel, Motel, and Resort Desk Clerks	7	6	\$63,395	\$0	\$63,395
Human Resources Assistants, Except Payroll and Timekeeping	2	1	\$24,967	\$0	\$24,967

	FILES WITH AWARDS		Compensation	Cost of Living	Total
	Entered	Terminated			
Human Resources Managers	3	3	\$168,653	\$0	\$168,653
Human Resources, Training, and Labor Relations Specialists, All Other	1	0	\$0	\$0	\$0
Industrial Machinery Mechanics	16	15	\$513,052	\$0	\$513,052
Industrial Production Managers	3	3	\$56,862	\$0	\$56,862
Industrial Truck and Tractor Operators	60	54	\$677,185	\$0	\$677,185
Inspectors, Testers, Sorters, Samplers, and Weighers	14	14	\$257,984	\$0	\$257,984
Installation, Maintenance, and Repair Workers, All Other	25	25	\$779,329	\$0	\$779,329
Instructional Coordinators	1	1	\$1,099	\$0	\$1,099
Insulation Workers, Floor, Ceiling, and Wall	7	4	\$90,301	\$0	\$90,301
Insulation Workers, Mechanical	6	6	\$39,484	\$0	\$39,484
Insurance Appraisers, Auto Damage	2	2	\$33,248	\$0	\$33,248
Insurance Claims and Policy Processing Clerks	2	2	\$2,539	\$0	\$2,539
Insurance Sales Agents	5	6	\$72,478	\$0	\$72,478
Interior Designers	1	1	\$583	\$0	\$583
Interpreters and Translators	2	2	\$129,692	\$0	\$129,692
Interviewers, Except Eligibility and Loan	2	2	\$5,711	\$0	\$5,711
Janitors and Cleaners, Except Maids and Housekeeping Cleaners	248	220	\$1,852,539	\$154	\$1,852,693
Job Printers	1	1	\$2,123	\$0	\$2,123
Judges, Magistrate Judges, and Magistrates	2	3	\$13,615	\$0	\$13,615
Laborers and Freight, Stock, and Material Movers, Hand	200	170	\$2,002,488	\$0	\$2,002,488
Laborers, Except Farm	254	306	\$33,709,584	\$3,220	\$33,712,804
Landscaping and Groundskeeping Workers	124	104	\$1,054,286	\$874	\$1,055,160
Lathe and Turning Machine Tool Setters, Operators, and Tenders, Metal and Plastic	1	0	\$0	\$0	\$0
Laundry and Dry-Cleaning Workers	18	17	\$218,977	\$0	\$218,977
Law Clerks	2	2	\$4,367	\$0	\$4,367
Law Enforcement Workers	1	1	\$1,059	\$0	\$1,059
Lawyers	2	1	\$350	\$0	\$350
Lay-Out Workers, Metal and Plastic	3	1	\$6,484	\$0	\$6,484
Legal Secretaries	2	3	\$9,651	\$0	\$9,651
Legislators	1	1	\$429	\$0	\$429
Librarians	3	3	\$23,270	\$0	\$23,270
Library Assistants, Clerical	2	2	\$5,555	\$0	\$5,555

	FILES WITH AWARDS		Compensation	Cost of Living	Total
	Entered	Terminated			
Library Technicians	1	1	\$53,000	\$0	\$53,000
Licensed Practical and Licensed Vocational Nurses	92	83	\$1,794,757	\$0	\$1,794,757
Lifeguards, Ski Patrol, and Other Recreational Protective Service Workers	11	12	\$15,032	\$0	\$15,032
Loading Machine Operators, Underground Mining	3	2	\$85,000	\$0	\$85,000
Loan Officers	1	1	\$25,644	\$0	\$25,644
Locksmiths and Safe Repairers	4	4	\$179,510	\$0	\$179,510
Locomotive Engineers	1	2	\$57,331	\$0	\$57,331
Log Graders and Scalers	2	0	\$0	\$0	\$0
Logging Equipment Operators	4	2	\$4,900	\$0	\$4,900
Logging Workers, All Other	8	8	\$98,690	\$0	\$98,690
Logisticians	2	2	\$16,854	\$0	\$16,854
Machinists	78	74	\$2,036,699	\$0	\$2,036,699
Maids and Housekeeping Cleaners	194	183	\$1,398,523	\$0	\$1,398,523
Mail Clerks and Mail Machine Operators, Except Postal Service	11	9	\$117,825	\$0	\$117,825
Maintenance and Repair Workers, General	393	338	\$4,796,524	\$2,213	\$4,798,737
Maintenance Workers, Machinery	14	14	\$199,290	\$0	\$199,290
Makeup Artists, Theatrical and Performance	0	1	\$37,652	\$0	\$37,652
Management Analysts	1	1	\$6,486	\$0	\$6,486
Managers / Administrators	131	150	\$20,744,665	\$10,114	\$20,754,779
Managers, All Other	514	448	\$6,556,190	\$184	\$6,556,373
Market Research Analysts	2	2	\$3,769	\$0	\$3,769
Marketing Managers	3	2	\$54,260	\$0	\$54,260
Marriage and Family Therapists	1	0	\$0	\$0	\$0
Massage Therapists	2	2	\$10,105	\$0	\$10,105
Material Moving Workers, All Other	9	9	\$145,867	\$0	\$145,867
Meat, Poultry, and Fish Cutters and Trimmers	10	8	\$56,269	\$0	\$56,269
Mechanical Door Repairers	4	3	\$9,700	\$0	\$9,700
Mechanical Drafters	1	1	\$10,591	\$0	\$10,591
Mechanical Engineers	8	7	\$133,314	\$0	\$133,314
Medical and Clinical Laboratory Technicians	1	2	\$6,899	\$0	\$6,899
Medical and Clinical Laboratory Technologists	9	7	\$114,145	\$0	\$114,145
Medical and Health Services Managers	4	2	\$25,032	\$0	\$25,032
Medical and Public Health Social Workers	2	2	\$2,505	\$0	\$2,505

	FILES WITH AWARDS		Compensation	Cost of Living	Total
	Entered	Terminated			
Medical Appliance Technicians	1	1	\$233	\$0	\$233
Medical Assistants	12	11	\$117,657	\$0	\$117,657
Medical Equipment Preparers	1	1	\$25,157	\$0	\$25,157
Medical Secretaries	3	3	\$94,419	\$0	\$94,419
Medical Transcriptionists	1	1	\$48,617	\$0	\$48,617
Meeting and Convention Planners	2	2	\$27,150	\$0	\$27,150
Mental Health and Substance Abuse Social Workers	3	3	\$166,546	\$0	\$166,546
Mental Health Counselors	15	14	\$210,605	\$0	\$210,605
Merchandise Displayers and Window Trimmers	7	4	\$106,592	\$0	\$106,592
Metal Workers and Plastic Workers, All Other	1	2	\$22,818	\$0	\$22,818
Meter Readers, Utilities	3	3	\$13,994	\$0	\$13,994
Military Officer Special and Tactical Operations Leaders/Managers, All Other	1	1	\$3,988	\$0	\$3,988
Milling and Planing Machine Setters, Operators, and Tenders, Metal and Plastic	3	2	\$3,992	\$0	\$3,992
Millwrights	14	13	\$535,430	\$0	\$535,430
Mine Cutting and Channeling Machine Operators	40	35	\$1,275,544	\$0	\$1,275,544
Mining and Geological Engineers, Including Mining Safety Engineers	1	1	\$9	\$0	\$9
Mining Machine Operators, All Other	13	11	\$305,932	\$0	\$305,932
Miscellaneous Motor Vehicle Operators	74	65	\$960,799	\$0	\$960,799
Mixing and Blending Machine Setters, Operators, and Tenders	5	5	\$123,150	\$0	\$123,150
Mobile Heavy Equipment Mechanics, Except Engines	67	60	\$932,454	\$0	\$932,454
Models	1	1	\$56,471	\$0	\$56,471
Molders, Shapers, and Casters, Except Metal and Plastic	2	3	\$12,726	\$0	\$12,726
Molding, Coremaking, and Casting Machine Setters, Operators, and Tenders, Metal and Plastic	2	2	\$12,904	\$0	\$12,904
Motion Picture Projectionists	1	0	\$0	\$0	\$0
Motor Vehicle Operators, All Other	53	43	\$756,674	\$0	\$756,674
Motorboat Mechanics	1	1	\$155,027	\$0	\$155,027
Motorboat Operators	1	0	\$0	\$0	\$0
Motorcycle Mechanics	1	0	\$0	\$0	\$0

	FILES WITH AWARDS		Compensation	Cost of Living	Total
	Entered	Terminated			
Multiple Machine Tool Setters, Operators, and Tenders, Metal and Plastic	17	11	\$75,371	\$0	\$75,371
Music Directors and Composers	1	0	\$0	\$0	\$0
Network Systems and Data Communications Analysts	1	1	\$3,500	\$0	\$3,500
Nonfarm Animal Caretakers	20	17	\$77,209	\$0	\$77,209
Nuclear Medicine Technologists	1	1	\$7,500	\$0	\$7,500
Nursing Aides, Orderlies, and Attendants	399	351	\$3,850,070	\$0	\$3,850,070
Occupational Health and Safety Specialists	1	1	\$114,732	\$0	\$114,732
Occupational Health and Safety Technicians	1	1	\$1,028	\$0	\$1,028
Occupational Therapist Aides	4	4	\$123,738	\$0	\$123,738
Occupational Therapist Assistants	1	1	\$119,450	\$0	\$119,450
Occupational Therapists	3	3	\$30,537	\$0	\$30,537
Office and Administrative Support Workers, All Other	13	9	\$26,524	\$0	\$26,524
Office Clerks, General	59	52	\$810,036	\$0	\$810,036
Operating Engineers and Other Construction Equipment Operators	120	103	\$1,870,280	\$0	\$1,870,280
Operatives, Except Transport	173	207	\$24,105,559	\$708	\$24,106,267
Opticians, Dispensing	1	1	\$781	\$0	\$781
Order Clerks	1	1	\$4,133	\$0	\$4,133
Orthodontists	1	1	\$5,011	\$0	\$5,011
Other Food Preparation and Serving Related Workers	1	0	\$0	\$0	\$0
Other Protective Service Workers	1	1	\$28,988	\$0	\$28,988
Outdoor Power Equipment and Other Small Engine Mechanics	1	1	\$2,443	\$0	\$2,443
Packaging and Filling Machine Operators and Tenders	10	13	\$171,916	\$0	\$171,916
Packers and Packagers, Hand	38	32	\$403,061	\$0	\$403,061
Painters and Paperhangers	1	1	\$32,000	\$0	\$32,000
Painters, Construction and Maintenance	113	96	\$3,193,098	\$0	\$3,193,098
Painters, Transportation Equipment	1	1	\$6,922	\$0	\$6,922
Painting, Coating, and Decorating Workers	2	4	\$54,715	\$0	\$54,715
Paper Goods Machine Setters, Operators, and Tenders	1	0	\$0	\$0	\$0
Paperhangers	1	1	\$23,314	\$0	\$23,314
Paralegals and Legal Assistants	6	7	\$37,009	\$0	\$37,009
Parking Enforcement Workers	1	1	\$108	\$0	\$108

	FILES WITH AWARDS		Compensation	Cost of Living	Total
	Entered	Terminated			
Parking Lot Attendants	4	4	\$8,562	\$0	\$8,562
Parts Salespersons	2	2	\$59,141	\$0	\$59,141
Paving, Surfacing, and Tamping Equipment Operators	4	4	\$106,617	\$0	\$106,617
Payroll and Timekeeping Clerks	4	4	\$27,853	\$0	\$27,853
Personal and Home Care Aides	14	12	\$371,978	\$0	\$371,978
Personal Care and Service Workers, All Other	3	4	\$24,300	\$0	\$24,300
Personal Financial Advisors	1	1	\$66,523	\$0	\$66,523
Pest Control Workers	11	9	\$155,913	\$0	\$155,913
Pesticide Handlers, Sprayers, and Applicators, Vegetation	2	2	\$9,976	\$0	\$9,976
Petroleum Pump System Operators, Refinery Operators, and Gaugers	1	1	\$4,324	\$0	\$4,324
Pharmacists	1	2	\$62,334	\$0	\$62,334
Pharmacy Aides	2	2	\$2,487	\$0	\$2,487
Pharmacy Technicians	6	3	\$9,547	\$0	\$9,547
Philosophy and Religion Teachers, Postsecondary	0	1	\$56,615	\$0	\$56,615
Photographers	4	3	\$6,829	\$0	\$6,829
Photographic Process Workers	1	0	\$0	\$0	\$0
Physical Therapist Assistants	3	3	\$97,160	\$0	\$97,160
Physical Therapists	12	8	\$37,037	\$0	\$37,037
Physicians and Surgeons, All Other	1	1	\$350	\$0	\$350
Pile-Driver Operators	3	4	\$99,977	\$0	\$99,977
Pipelayers	18	16	\$204,747	\$0	\$204,747
Plant and System Operators, All Other	3	3	\$63,881	\$0	\$63,881
Plasterers and Stucco Masons	1	1	\$20,621	\$0	\$20,621
Plating and Coating Machine Setters, Operators, and Tenders, Metal and Plastic	1	1	\$1,169	\$0	\$1,169
Plumbers, Pipefitters, and Steamfitters	130	111	\$3,866,375	\$0	\$3,866,375
Police and Sheriff's Patrol Officers	502	468	\$4,622,479	\$0	\$4,622,479
Police, Fire, and Ambulance Dispatchers	1	1	\$2	\$0	\$2
Postal Service Mail Carriers	1	0	\$0	\$0	\$0
Postal Service Mail Sorters, Processors, and Processing Machine Operators	2	1	\$2,098	\$0	\$2,098
Postmasters and Mail Superintendents	0	1	\$50,182	\$0	\$50,182
Postsecondary Teachers, All Other	2	2	\$9,436	\$0	\$9,436
Power Plant Operators	3	3	\$16,102	\$0	\$16,102

	FILES WITH AWARDS		Compensation	Cost of Living	Total
	Entered	Terminated			
Precision Instrument and Equipment Repairers, All Other	1	1	\$1,871	\$0	\$1,871
Preschool Teachers, Except Special Education	7	5	\$60,163	\$0	\$60,163
Pressers, Textile, Garment, and Related Materials	5	3	\$14,494	\$0	\$14,494
Printing Machine Operators	24	19	\$239,186	\$0	\$239,186
Private Detectives and Investigators	1	1	\$1,988	\$0	\$1,988
Probation Officers and Correctional Treatment Specialists	5	6	\$19,969	\$0	\$19,969
Producers and Directors	5	6	\$56,691	\$0	\$56,691
Production Workers, All Other	479	427	\$8,135,678	\$1,007	\$8,136,685
Production, Planning, and Expediting Clerks	3	3	\$14,785	\$0	\$14,785
Professional, Tech. Workers	76	98	\$10,931,472	\$38,760	\$10,970,232
Property, Real Estate, and Community Association Managers	2	2	\$28,863	\$0	\$28,863
Protective Service Workers, All Other	1	1	\$7,968	\$0	\$7,968
Psychiatric Aides	2	2	\$2,850	\$0	\$2,850
Psychiatrists	1	1	\$9,016	\$0	\$9,016
Public Relations Managers	1	1	\$26,438	\$0	\$26,438
Pump Operators, Except Wellhead Pumpers	1	1	\$37,407	\$0	\$37,407
Purchasing Agents and Buyers, Farm Products	2	0	\$0	\$0	\$0
Purchasing Agents, Except Wholesale, Retail, and Farm Products	3	2	\$7,690	\$0	\$7,690
Purchasing Managers	1	1	\$2,551	\$0	\$2,551
Radio and Television Announcers	1	1	\$162,119	\$0	\$162,119
Radiologic Technologists and Technicians	9	7	\$50,077	\$0	\$50,077
Rail Car Repairers	1	1	\$2,790	\$0	\$2,790
Rail Yard Engineers, Dinkey Operators, and Hostlers	1	1	\$15,681	\$0	\$15,681
Railroad Brake, Signal, and Switch Operators	1	1	\$1,081	\$0	\$1,081
Railroad Conductors and Yardmasters	1	0	\$0	\$0	\$0
Rail-Track Laying and Maintenance Equipment Operators	1	1	\$53,456	\$1,540	\$54,996
Real Estate Sales Agents	0	1	\$9,629	\$0	\$9,629
Receptionists and Information Clerks	1	1	\$77	\$0	\$77
Receptionists and Information Clerks	19	17	\$70,041	\$0	\$70,041

	FILES WITH AWARDS		Compensation	Cost of Living	Total
	Entered	Terminated			
Recreation and Fitness Studies Teachers, Postsecondary	3	3	\$33,131	\$0	\$33,131
Recreation Workers	8	7	\$62,267	\$0	\$62,267
Refuse and Recyclable Material Collectors	47	42	\$494,159	\$0	\$494,159
Registered Nurses	213	191	\$3,266,078	\$3,725	\$3,269,803
Reinforcing Iron and Rebar Workers	3	1	\$3,238	\$0	\$3,238
Reporters and Correspondents	1	1	\$4,500	\$0	\$4,500
Reservation and Transportation Ticket Agents and Travel Clerks	15	13	\$103,103	\$0	\$103,103
Residential Advisors	5	6	\$84,892	\$0	\$84,892
Respiratory Therapists	7	7	\$71,345	\$0	\$71,345
Respiratory Therapy Technicians	0	1	\$17,767	\$0	\$17,767
Retail Salespersons	325	284	\$4,334,970	\$955	\$4,335,924
Riggers	12	8	\$833,381	\$0	\$833,381
Rock Splitters, Quarry	1	1	\$640	\$0	\$640
Rolling Machine Setters, Operators, and Tenders, Metal and Plastic	4	4	\$78,503	\$0	\$78,503
Roof Bolters, Mining	28	23	\$472,252	\$0	\$472,252
Roofers	57	48	\$1,201,049	\$0	\$1,201,049
Sailors and Marine Oilers	1	1	\$2,291	\$0	\$2,291
Sales and Related Workers, All Other	15	14	\$224,296	\$0	\$224,296
Sales Managers	14	14	\$161,480	\$0	\$161,480
Sales Representatives, Services, All Other	36	32	\$529,544	\$0	\$529,544
Sales Representatives, Wholesale and Manufacturing, Except Technical and Scientific Products	3	3	\$11,890	\$0	\$11,890
Sales Representatives, Wholesale and Manufacturing, Technical and Scientific Products	6	7	\$49,444	\$0	\$49,444
Sales Workers	35	35	\$3,764,754	\$4,527	\$3,769,281
Sawing Machine Setters, Operators, and Tenders, Wood	15	15	\$241,635	\$1,260	\$242,895
Secretaries and Administrative Assistants	1	0	\$0	\$0	\$0
Secretaries and Administrative Assistants	1	1	\$907	\$0	\$907
Secretaries, Except Legal, Medical, and Executive	18	17	\$263,161	\$0	\$263,161
Securities, Commodities, and Financial Services Sales Agents	1	1	\$500	\$0	\$500

	FILES WITH AWARDS		Compensation	Cost of Living	Total
	Entered	Terminated			
Security and Fire Alarm Systems Installers	5	5	\$26,389	\$0	\$26,389
Security Guards	77	77	\$713,427	\$0	\$713,427
Separating, Filtering, Clarifying, Precipitating, and Still Machine Setters, Operators, and Tenders	0	1	\$1,867	\$0	\$1,867
Service Station Attendants	3	3	\$54,998	\$0	\$54,998
Service Workers	328	456	\$39,537,199	\$10,957	\$39,548,156
Set and Exhibit Designers	1	0	\$0	\$0	\$0
Sewing Machine Operators	4	2	\$2,176	\$0	\$2,176
Sheet Metal Workers	49	49	\$1,160,201	\$0	\$1,160,201
Shipping, Receiving, and Traffic Clerks	36	31	\$294,030	\$0	\$294,030
Shoe and Leather Workers and Repairers	1	1	\$75,472	\$0	\$75,472
Shoe Machine Operators and Tenders	1	1	\$1,341	\$0	\$1,341
Shuttle Car Operators	11	10	\$736,771	\$0	\$736,771
Skin Care Specialists	2	3	\$11,394	\$0	\$11,394
Slaughterers and Meat Packers	2	2	\$44,180	\$0	\$44,180
Social and Community Service Managers	1	1	\$4,313	\$0	\$4,313
Social Workers, All Other	14	13	\$31,180	\$0	\$31,180
Soil and Plant Scientists	2	2	\$9,021	\$0	\$9,021
Special Education Teachers, Preschool, Kindergarten, and Elementary School	3	3	\$15,744	\$94	\$15,839
Speech-Language Pathologists	2	1	\$2,970	\$0	\$2,970
Stationary Engineers and Boiler Operators	3	3	\$111,122	\$0	\$111,122
Statistical Assistants	1	1	\$583	\$0	\$583
Stock Clerks and Order Fillers	400	356	\$5,070,387	\$1,242	\$5,071,629
Stonemasons	8	8	\$189,837	\$0	\$189,837
Structural Iron and Steel Workers	22	21	\$767,228	\$0	\$767,228
Structural Metal Fabricators and Fitters	10	9	\$351,490	\$0	\$351,490
Substance Abuse and Behavioral Disorder Counselors	5	4	\$3,600	\$0	\$3,600
Subway and Streetcar Operators	6	3	\$50,596	\$0	\$50,596
Supervisors, Construction and Extraction Workers	1	1	\$5,229	\$0	\$5,229
Supervisors, Food Preparation and Serving Workers	1	0	\$0	\$0	\$0
Surgical Technologists	15	14	\$248,780	\$0	\$248,780
Surveying and Mapping Technicians	6	4	\$30,010	\$0	\$30,010

	FILES WITH AWARDS		Compensation	Cost of Living	Total
	Entered	Terminated			
Surveyors	17	13	\$369,362	\$0	\$369,362
Switchboard Operators, Including Answering Service	1	0	\$0	\$0	\$0
Tailors, Dressmakers, and Custom Sewers	1	1	\$1,007	\$0	\$1,007
Tank Car, Truck, and Ship Loaders	14	12	\$112,003	\$0	\$112,003
Tax Examiners, Collectors, and Revenue Agents	1	1	\$121	\$0	\$121
Tax Preparers	2	2	\$2,152	\$0	\$2,152
Taxi Drivers and Chauffeurs	24	18	\$208,464	\$0	\$208,464
Teacher Assistants	68	62	\$290,226	\$0	\$290,226
Teachers and Instructors, All Other	189	170	\$1,398,372	\$0	\$1,398,372
Team Assemblers	18	20	\$152,487	\$0	\$152,487
Technical Writers	0	1	\$15,051	\$0	\$15,051
Telecommunications Equipment Installers and Repairers, Except Line Installers	10	9	\$130,613	\$0	\$130,613
Telecommunications Line Installers and Repairers	26	21	\$357,869	\$0	\$357,869
Telemarketers	1	1	\$28,104	\$0	\$28,104
Tellers	21	14	\$158,316	\$0	\$158,316
Textile Knitting and Weaving Machine Setters, Operators, and Tenders	5	4	\$27,350	\$0	\$27,350
Textile Winding, Twisting, and Drawing Out Machine Setters, Operators, and Tenders	2	2	\$129,856	\$0	\$129,856
Therapists, All Other	3	2	\$7,281	\$0	\$7,281
Tile and Marble Setters	5	5	\$47,219	\$0	\$47,219
Tire Builders	11	9	\$20,416	\$0	\$20,416
Tire Repairers and Changers	18	14	\$43,376	\$0	\$43,376
Tool and Die Makers	0	2	\$45,428	\$0	\$45,428
Tour Guides and Escorts	1	1	\$1,884	\$0	\$1,884
Traffic Technicians	4	3	\$16,079	\$0	\$16,079
Training and Development Managers	1	1	\$550	\$0	\$550
Training and Development Specialists	8	8	\$72,122	\$0	\$72,122
Transport Equip. Operators	188	231	\$21,783,391	\$13,355	\$21,796,746
Transportation Attendants, Except Flight Attendants and Baggage Porters	10	9	\$13,514	\$0	\$13,514
Transportation Inspectors	2	2	\$10,590	\$0	\$10,590
Transportation Workers, All Other	37	36	\$504,637	\$0	\$504,637
Transportation, Storage, and Distribution Managers	10	7	\$134,770	\$0	\$134,770

	FILES WITH AWARDS		Compensation	Cost of Living	Total
	Entered	Terminated			
Tree Trimmers and Pruners	27	22	\$577,853	\$0	\$577,853
Truck Drivers, Heavy and Tractor-Trailer	777	672	\$17,813,167	\$272	\$17,813,439
Truck Drivers, Light or Delivery Services	303	278	\$6,142,828	\$0	\$6,142,828
Umpires, Referees, and Other Sports Officials	1	1	\$18,667	\$0	\$18,667
Unknown, Unreported	5,504	4,943	\$109,760,632	\$48,284	\$109,808,916
Upholsterers	1	1	\$16,324	\$0	\$16,324
Ushers, Lobby Attendants, and Ticket Takers	1	1	\$72,852	\$0	\$72,852
Veterinarians	6	5	\$44,612	\$0	\$44,612
Veterinary Assistants and Laboratory Animal Caretakers	12	12	\$295,213	\$0	\$295,213
Veterinary Technologists and Technicians	2	3	\$67,931	\$0	\$67,931
Waiters and Waitresses	118	108	\$866,040	\$0	\$866,040
Water and Liquid Waste Treatment Plant and System Operators	9	9	\$170,897	\$0	\$170,897
Weighers, Measurers, Checkers, and Samplers, Recordkeeping	1	1	\$18,837	\$0	\$18,837
Welders, Cutters, Solderers, and Brazers	151	138	\$3,105,542	\$473	\$3,106,015
Welding, Soldering, and Brazing Machine Setters, Operators, and Tenders	0	1	\$4,292	\$0	\$4,292
Wholesale and Retail Buyers, Except Farm Products	14	12	\$123,695	\$0	\$123,695
Woodworkers, All Other	3	2	\$167,606	\$0	\$167,606
Woodworking Machine Setters, Operators, and Tenders, Except Sawing	6	6	\$254,035	\$0	\$254,035
Zoologists and Wildlife Biologists	1	0	\$0	\$0	\$0
Total:	20,116	18,551	\$523,437,798	\$271,061	\$523,708,859

	FILES WITH AWARDS		Compensation	Cost of Living	Total
	Entered	Terminated			
Industry:					
Accounting, Tax Preparation, Bookkeeping, and Payroll Services	7	5	\$37,180	\$0	\$37,180
Activities Related to Credit Intermediation	5	2	\$123,061	\$0	\$123,061
Activities Related to Real Estate	44	39	\$604,965	\$59	\$605,024
Administration of Economic Programs	17	14	\$341,239	\$0	\$341,239
Administration of Environmental Quality Programs	1	2	\$25,461	\$0	\$25,461
Administration of Housing Programs, Urban Planning, and Community Development	1	2	\$60,690	\$0	\$60,690
Administration of Human Resource Programs	2	1	\$878	\$0	\$878
Advertising and Related Services	4	2	\$3,603	\$0	\$3,603
Aerospace Product and Parts Manufacturing	9	10	\$217,905	\$0	\$217,905
Agencies, Brokerages, and Other Insurance Related Activities	4	3	\$169,258	\$0	\$169,258
Agents and Managers for Artists, Athletes, Entertainers, and Other Public Figures	1	0	\$0	\$0	\$0
Agriculture Production	7	10	\$1,001,220	\$0	\$1,001,220
Agriculture Service	4	4	\$144,394	\$286	\$144,680
Agriculture, Construction, and Mining Machinery Manufacturing	15	9	\$167,594	\$0	\$167,594
Alumina and Aluminum Production and Processing	15	13	\$204,653	\$0	\$204,653
Amusement Parks and Arcades	6	8	\$36,053	\$0	\$36,053
Animal Food Manufacturing	2	1	\$3,014	\$0	\$3,014
Animal Slaughtering and Processing	116	104	\$1,680,337	\$942	\$1,681,279
Apparel Accessories and Other Apparel Manufacturing	2	1	\$801	\$0	\$801
Apparel Knitting Mills	0	1	\$3,496	\$0	\$3,496
Apparel, Piece Goods, and Notions Merchant Wholesalers	1	1	\$5,217	\$0	\$5,217
Architectural and Structural Metals Manufacturing	19	18	\$487,688	\$0	\$487,688
Architectural, Engineering, and Related Services	53	46	\$504,735	\$0	\$504,735
Automobile Dealers	161	149	\$2,022,536	\$0	\$2,022,536
Automotive Equipment Rental and Leasing	26	22	\$162,433	\$0	\$162,433
Automotive Parts, Accessories, and Tire Stores	59	53	\$1,532,917	\$0	\$1,532,917

	FILES WITH AWARDS		Compensation	Cost of Living	Total
	Entered	Terminated			
Automotive Repair and Maintenance	118	108	\$1,627,375	\$0	\$1,627,375
Bakeries and Tortilla Manufacturing	41	29	\$678,466	\$0	\$678,466
Basic Chemical Manufacturing	3	2	\$38,716	\$0	\$38,716
Beer, Wine, and Distilled Alcoholic Beverage Merchant Wholesalers	7	5	\$68,770	\$0	\$68,770
Beverage Manufacturing	71	50	\$1,097,608	\$507	\$1,098,115
Boiler, Tank, and Shipping Container Manufacturing	2	2	\$36,208	\$0	\$36,208
Book, Periodical, and Music Stores	3	4	\$26,137	\$0	\$26,137
Building Construction	5	9	\$1,000,834	\$0	\$1,000,834
Building Equipment Contractors	585	514	\$11,352,795	\$2,149	\$11,354,943
Building Finishing Contractors	197	172	\$5,053,453	\$1,181	\$5,054,633
Building Material and Supplies Dealers	219	187	\$2,468,208	\$0	\$2,468,208
Business Services	134	146	\$13,411,117	\$0	\$13,411,117
Business Support Services	25	26	\$144,450	\$0	\$144,450
Business, Professional, Labor, Political, and Similar Organizations	7	6	\$231,570	\$0	\$231,570
Cable and Other Program Distribution	9	7	\$91,585	\$0	\$91,585
Cable and Other Subscription Programming	21	17	\$308,115	\$0	\$308,115
Cattle Ranching and Farming	12	9	\$102,862	\$0	\$102,862
Cement and Concrete Product Manufacturing	27	20	\$772,591	\$2,161	\$774,751
Charter Bus Industry	4	4	\$21,057	\$0	\$21,057
Chemical and Allied Products Merchant Wholesalers	3	3	\$171,737	\$0	\$171,737
Chemical Products	8	11	\$1,755,745	\$0	\$1,755,745
Child Day Care Services	49	45	\$259,825	\$94	\$259,919
Civic and Social Organizations	7	5	\$24,353	\$0	\$24,353
Clay Product and Refractory Manufacturing	7	7	\$109,907	\$0	\$109,907
Clothing Stores	50	38	\$193,470	\$0	\$193,470
Coal Mining	48	67	\$14,245,390	\$36,780	\$14,282,170
Coal Mining	252	220	\$6,084,736	\$932	\$6,085,668
Coating, Engraving, Heat Treating, and Allied Activities	2	2	\$61,762	\$0	\$61,762
Colleges, Universities, and Professional Schools	178	168	\$1,494,003	\$0	\$1,494,003
Commercial and Industrial Machinery and Equipment (except Automotive and Electronic) Repair and Maintenance	21	13	\$214,304	\$0	\$214,304

	FILES WITH AWARDS		Compensation	Cost of Living	Total
	Entered	Terminated			
Commercial and Industrial Machinery and Equipment Rental and Leasing	11	8	\$206,870	\$0	\$206,870
Commercial and Service Industry Machinery Manufacturing	3	2	\$4,420	\$0	\$4,420
Communications	19	25	\$1,803,024	\$5,300	\$1,808,324
Communications Equipment Manufacturing	4	4	\$64,632	\$0	\$64,632
Community Care Facilities for the Elderly	35	33	\$406,775	\$0	\$406,775
Community Food and Housing, and Emergency and Other Relief Services	10	12	\$267,436	\$0	\$267,436
Computer and Peripheral Equipment Manufacturing	2	3	\$9,844	\$0	\$9,844
Computer Systems Design and Related Services	15	13	\$319,160	\$0	\$319,160
Construction - NEC	91	118	\$14,250,265	\$23,021	\$14,273,285
Consumer Goods Rental	11	11	\$380,475	\$0	\$380,475
Converted Paper Product Manufacturing	35	27	\$466,093	\$0	\$466,093
Couriers	55	47	\$548,205	\$0	\$548,205
Cut and Sew Apparel Manufacturing	2	4	\$43,089	\$0	\$43,089
Cutlery and Handtool Manufacturing	3	2	\$40,481	\$0	\$40,481
Dairy Product Manufacturing	19	15	\$404,176	\$0	\$404,176
Data Processing, Hosting, and Related Services	2	0	\$0	\$0	\$0
Death Care Services	15	14	\$83,666	\$0	\$83,666
Deep Sea, Coastal, and Great Lakes Water Transportation	1	0	\$0	\$0	\$0
Department Stores	352	333	\$2,911,329	\$981	\$2,912,309
Depository Credit Intermediation	50	40	\$725,321	\$1,208	\$726,529
Direct Selling Establishments	12	10	\$140,218	\$0	\$140,218
Drinking Places (Alcoholic Beverages)	2	1	\$30,000	\$0	\$30,000
Drugs and Druggists' Sundries Merchant Wholesalers	3	2	\$54,213	\$0	\$54,213
Drycleaning and Laundry Services	30	25	\$218,367	\$0	\$218,367
Education	56	71	\$3,880,130	\$7,522	\$3,887,652
Educational Support Services	1	1	\$1,518	\$0	\$1,518
Electric Lighting Equipment Manufacturing	3	3	\$29,100	\$0	\$29,100
Electric Power Generation, Transmission and Distribution	35	29	\$854,566	\$0	\$854,566
Electrical and Electronic Goods Merchant Wholesalers	3	3	\$29,576	\$0	\$29,576
Electrical Equipment Manufacturing	7	8	\$174,500	\$0	\$174,500

	FILES WITH AWARDS		Compensation	Cost of Living	Total
	Entered	Terminated			
Electronic and Precision Equipment Repair and Maintenance	7	6	\$296,508	\$0	\$296,508
Electronic Shopping and Mail-Order Houses	11	11	\$101,590	\$0	\$101,590
Electronics and Appliance Stores	21	18	\$282,808	\$0	\$282,808
Elementary and Secondary Schools	807	745	\$5,631,919	\$778	\$5,632,697
Employment Services	215	182	\$3,529,036	\$657	\$3,529,693
Engine, Turbine, and Power Transmission Equipment Manufacturing	1	1	\$603	\$0	\$603
Engineering	3	4	\$237,321	\$0	\$237,321
Entertainment	6	10	\$1,347,841	\$0	\$1,347,841
Executive, Legislative, and Other General Government Support	1,064	975	\$7,696,593	\$2,213	\$7,698,806
Fabric Mills	6	5	\$144,899	\$0	\$144,899
Facilities Support Services	4	6	\$38,613	\$0	\$38,613
Farm Product Raw Material Merchant Wholesalers	2	1	\$12,000	\$0	\$12,000
Fiber, Yarn, and Thread Mills	3	2	\$71,106	\$0	\$71,106
Finance	6	7	\$504,285	\$0	\$504,285
Florists	18	15	\$93,041	\$0	\$93,041
Food Products	47	47	\$2,711,790	\$0	\$2,711,790
Footwear Manufacturing	1	1	\$1,341	\$0	\$1,341
Forestry	6	4	\$110,496	\$0	\$110,496
Forging and Stamping	2	1	\$4,500	\$0	\$4,500
Foundation, Structure, and Building Exterior Contractors	270	242	\$6,322,432	\$0	\$6,322,432
Foundries	7	7	\$120,694	\$0	\$120,694
Freight Transportation Arrangement	2	1	\$7,136	\$0	\$7,136
Fruit and Tree Nut Farming	6	6	\$137,521	\$0	\$137,521
Fruit and Vegetable Preserving and Specialty Food Manufacturing	5	3	\$8,979	\$0	\$8,979
Full-Service Restaurants	318	280	\$2,535,468	\$0	\$2,535,468
Furniture and Home Furnishing Merchant Wholesalers	11	8	\$109,158	\$97	\$109,255
Furniture Fixtures	12	12	\$1,104,108	\$0	\$1,104,108
Furniture Stores	35	30	\$569,700	\$0	\$569,700
Gasoline Stations	76	65	\$850,429	\$0	\$850,429
General Construction	7	9	\$1,015,142	\$0	\$1,015,142
General Freight Trucking	346	307	\$5,824,831	\$0	\$5,824,831
General Medical and Surgical Hospitals	596	537	\$7,401,552	\$3,725	\$7,405,277
General Rental Centers	1	1	\$94,943	\$0	\$94,943

	FILES WITH AWARDS		Compensation	Cost of Living	Total
	Entered	Terminated			
Glass and Glass Product Manufacturing	19	20	\$533,589	\$0	\$533,589
Grain and Oilseed Milling	1	1	\$217	\$0	\$217
Grantmaking and Giving Services	3	3	\$108,164	\$0	\$108,164
Greenhouse, Nursery, and Floriculture Production	13	11	\$129,479	\$0	\$129,479
Grocery and Related Product Wholesalers	17	15	\$391,467	\$0	\$391,467
Grocery Stores	493	430	\$3,943,363	\$645	\$3,944,008
Hardware Manufacturing	1	1	\$12,137	\$0	\$12,137
Hardware, and Plumbing and Heating Equipment and Supplies Merchant Wholesalers	6	5	\$61,291	\$0	\$61,291
Health and Personal Care Stores	45	42	\$369,512	\$0	\$369,512
Health Services	121	144	\$14,064,086	\$3,132	\$14,067,218
Highway, Street, and Bridge Construction	62	52	\$2,146,330	\$47	\$2,146,378
Home Furnishings Stores	18	17	\$292,375	\$0	\$292,375
Home Health Care Services	69	53	\$700,974	\$0	\$700,974
Horticulture	15	19	\$1,694,959	\$0	\$1,694,959
Household and Institutional Furniture and Kitchen Cabinet Manufacturing	52	45	\$1,276,299	\$0	\$1,276,299
Household Appliance Manufacturing	2	3	\$31,933	\$0	\$31,933
Independent Artists, Writers, and Performers	1	0	\$0	\$0	\$0
Individual and Family Services	22	18	\$154,640	\$0	\$154,640
Industrial Machinery Manufacturing	7	8	\$311,568	\$0	\$311,568
Inland Water Transportation	1	1	\$5,325	\$0	\$5,325
Insurance	1	3	\$187,204	\$0	\$187,204
Insurance Carriers	27	23	\$258,344	\$0	\$258,344
Internet Publishing and Broadcasting	5	6	\$101,195	\$0	\$101,195
Internet Service Providers and Web Search Portals	1	0	\$0	\$0	\$0
Interurban and Rural Bus Transportation	13	13	\$420,385	\$0	\$420,385
Investigation and Security Services	56	53	\$960,445	\$0	\$960,445
Iron and Steel Mills and Ferroalloy Manufacturing	10	8	\$80,874	\$0	\$80,874
Jewelry, Luggage, and Leather Goods Stores	4	3	\$17,055	\$0	\$17,055
Junior Colleges	5	4	\$14,733	\$0	\$14,733
Justice, Public Order, and Safety Activities	857	819	\$7,585,789	\$426	\$7,586,215
Land Subdivision	6	5	\$136,751	\$0	\$136,751

	FILES WITH AWARDS		Compensation	Cost of Living	Total
	Entered	Terminated			
Lawn and Garden Equipment and Supplies Stores	8	8	\$58,057	\$0	\$58,057
Legal Services	13	13	\$177,450	\$0	\$177,450
Legal Services	1	1	\$459,599	\$0	\$459,599
Lessors of Real Estate	35	24	\$816,564	\$0	\$816,564
Lime and Gypsum Product Manufacturing	0	1	\$2,599	\$0	\$2,599
Limited-Service Eating Places	217	186	\$1,734,640	\$100	\$1,734,740
Local Government	97	145	\$13,084,259	\$4,678	\$13,088,937
Local Messengers and Local Delivery	175	164	\$4,232,697	\$0	\$4,232,697
Logging	34	25	\$534,224	\$0	\$534,224
Lumber and Other Construction Materials Merchant Wholesalers	21	21	\$639,925	\$0	\$639,925
Machine Shops; Turned Product; and Screw, Nut, and Bolt Manufacturing	21	14	\$138,206	\$0	\$138,206
Machinery - Electric	6	7	\$653,561	\$361	\$653,922
Machinery - Non-Electric	1	1	\$175,691	\$0	\$175,691
Machinery, Equipment, and Supplies Merchant Wholesalers	6	6	\$83,424	\$0	\$83,424
Management of Companies and Enterprises	2	1	\$6,319	\$0	\$6,319
Management, Scientific, and Technical Consulting Services	10	9	\$54,493	\$0	\$54,493
Manufacturing and Reproducing Magnetic and Optical Media	1	1	\$17,838	\$0	\$17,838
Medical and Diagnostic Laboratories	4	3	\$10,926	\$0	\$10,926
Medical Equipment and Supplies Manufacturing	6	5	\$67,666	\$0	\$67,666
Metal and Mineral (except Petroleum) Merchant Wholesalers	6	5	\$31,858	\$0	\$31,858
Metal Ore Mining	0	1	\$10,608	\$0	\$10,608
Metal Products	20	21	\$3,361,110	\$13,866	\$3,374,976
Miscellaneous - NEC	4	3	\$290,769	\$0	\$290,769
Miscellaneous Durable Goods Merchant Wholesalers	20	20	\$603,534	\$0	\$603,534
Miscellaneous Manufacturing	76	98	\$9,006,817	\$1,007	\$9,007,824
Miscellaneous Nondurable Goods Merchant Wholesalers	14	13	\$268,835	\$0	\$268,835
Monetary Authorities - Central Bank	14	12	\$82,035	\$0	\$82,035
Motion Picture and Video Industries	5	6	\$50,197	\$0	\$50,197
Motor Vehicle and Motor Vehicle Parts and Supplies Merchant Wholesalers	11	10	\$324,832	\$0	\$324,832

	FILES WITH AWARDS		Compensation	Cost of Living	Total
	Entered	Terminated			
Motor Vehicle Body and Trailer Manufacturing	46	43	\$711,024	\$0	\$711,024
Motor Vehicle Manufacturing	14	18	\$367,578	\$0	\$367,578
Motor Vehicle Parts Manufacturing	18	18	\$433,178	\$0	\$433,178
Museums, Historical Sites, and Similar Institutions	14	12	\$62,154	\$0	\$62,154
Natural Gas Distribution	2	1	\$140,898	\$0	\$140,898
Navigational, Measuring, Electromedical, and Control Instruments Manufacturing	6	5	\$64,529	\$0	\$64,529
Newspaper, Periodical, Book, and Directory Publishers	33	28	\$439,857	\$0	\$439,857
Nondepository Credit Intermediation	19	18	\$471,412	\$0	\$471,412
Nonferrous Metal (except Aluminum) Production and Processing	1	1	\$31,469	\$0	\$31,469
Nonmetallic Mineral Mining and Quarrying	7	9	\$286,027	\$0	\$286,027
Non-Metallic Mining	0	1	\$160,541	\$0	\$160,541
Non-Profit	11	9	\$1,520,429	\$0	\$1,520,429
Nonresidential Building Construction	442	379	\$9,957,812	\$403	\$9,958,215
Nonscheduled Air Transportation	6	6	\$601,203	\$0	\$601,203
Nursing Care Facilities	243	204	\$2,940,713	\$0	\$2,940,713
Office Administrative Services	6	6	\$30,918	\$0	\$30,918
Office Furniture (including Fixtures) Manufacturing	6	5	\$74,253	\$0	\$74,253
Office Supplies, Stationery, and Gift Stores	14	10	\$31,340	\$0	\$31,340
Offices of Dentists	14	10	\$163,306	\$0	\$163,306
Offices of Other Health Practitioners	28	26	\$818,360	\$0	\$818,360
Offices of Physicians	40	34	\$450,471	\$0	\$450,471
Offices of Real Estate Agents and Brokers	22	18	\$220,624	\$0	\$220,624
Oil & Gas Drilling	2	2	\$373,387	\$974	\$374,361
Oil and Gas Extraction	10	9	\$84,578	\$0	\$84,578
Oilseed and Grain Farming	1	1	\$87,975	\$0	\$87,975
Other Ambulatory Health Care Services	35	34	\$478,365	\$0	\$478,365
Other Amusement and Recreation Industries	70	57	\$551,959	\$1,540	\$553,499
Other Animal Production	2	2	\$29,473	\$0	\$29,473
Other Chemical Product and Preparation Manufacturing	8	4	\$15,315	\$0	\$15,315
Other Crop Farming	4	4	\$81,344	\$0	\$81,344
Other Electrical Equipment and Component Manufacturing	3	2	\$43,902	\$0	\$43,902

	FILES WITH AWARDS		Compensation	Cost of Living	Total
	Entered	Terminated			
Other Fabricated Metal Product Manufacturing	13	9	\$256,529	\$473	\$257,002
Other Financial Investment Activities	1	1	\$328	\$0	\$328
Other Food Manufacturing	34	28	\$837,363	\$0	\$837,363
Other Furniture Related Product Manufacturing	1	2	\$22,185	\$0	\$22,185
Other General Merchandise Stores	115	100	\$1,202,179	\$491	\$1,202,670
Other General Purpose Machinery Manufacturing	8	10	\$127,633	\$0	\$127,633
Other Heavy and Civil Engineering Construction	16	16	\$241,660	\$0	\$241,660
Other Information Services	1	2	\$68,100	\$0	\$68,100
Other Investment Pools and Funds	3	3	\$9,742	\$0	\$9,742
Other Miscellaneous Manufacturing	249	232	\$4,993,676	\$1,930	\$4,995,606
Other Miscellaneous Store Retailers	58	56	\$877,756	\$0	\$877,756
Other Motor Vehicle Dealers	6	5	\$97,919	\$0	\$97,919
Other Nonmetallic Mineral Product Manufacturing	3	3	\$37,644	\$0	\$37,644
Other Personal Services	13	12	\$388,023	\$0	\$388,023
Other Professional, Scientific, and Technical Services	45	39	\$454,939	\$0	\$454,939
Other Residential Care Facilities	12	9	\$62,607	\$0	\$62,607
Other Schools and Instruction	7	6	\$32,262	\$0	\$32,262
Other Specialty Trade Contractors	347	287	\$7,428,311	\$0	\$7,428,311
Other Support Activities for Transportation	12	8	\$129,432	\$0	\$129,432
Other Support Services	8	5	\$19,483	\$0	\$19,483
Other Telecommunications	4	1	\$456	\$0	\$456
Other Textile Product Mills	7	6	\$389,695	\$0	\$389,695
Other Transit and Ground Passenger Transportation	4	4	\$56,596	\$0	\$56,596
Other Transportation Equipment Manufacturing	1	1	\$1,632	\$0	\$1,632
Other Wood Product Manufacturing	44	40	\$1,155,585	\$0	\$1,155,585
Outpatient Care Centers	42	42	\$341,994	\$0	\$341,994
Paint, Coating, and Adhesive Manufacturing	1	0	\$0	\$0	\$0
Paper & Pulp	23	31	\$4,021,076	\$2,444	\$4,023,519
Paper and Paper Product Merchant Wholesalers	4	2	\$66,873	\$0	\$66,873
Performing Arts Companies	4	2	\$7,827	\$0	\$7,827
Personal and Household Goods Repair and Maintenance	9	8	\$118,229	\$0	\$118,229
Personal Care Services	15	17	\$105,056	\$0	\$105,056

	FILES WITH AWARDS		Compensation	Cost of Living	Total
	Entered	Terminated			
Personal Services	37	43	\$2,459,394	\$0	\$2,459,394
Pesticide, Fertilizer, and Other Agricultural Chemical Manufacturing	1	1	\$961	\$0	\$961
Petroleum and Coal Products Manufacturing	12	10	\$440,864	\$0	\$440,864
Petroleum and Petroleum Products Merchant Wholesalers	10	9	\$144,497	\$0	\$144,497
Pharmaceutical and Medicine Manufacturing	9	7	\$393,394	\$0	\$393,394
Pipeline Transportation of Natural Gas	2	1	\$3,031	\$0	\$3,031
Plastics Product Manufacturing	44	45	\$768,606	\$0	\$768,606
Postal Service	1	2	\$61,618	\$0	\$61,618
Poultry and Egg Production	1	1	\$19,935	\$0	\$19,935
Printing & Publishing	6	7	\$562,596	\$0	\$562,596
Printing and Related Support Activities	41	35	\$512,949	\$0	\$512,949
Professional and Commercial Equipment and Supplies Merchant Wholesalers	10	7	\$146,262	\$0	\$146,262
Professional Equipment	1	1	\$150,590	\$0	\$150,590
Psychiatric and Substance Abuse Hospitals	31	28	\$116,548	\$0	\$116,548
Pulp, Paper, and Paperboard Mills	30	24	\$754,290	\$395	\$754,685
Radio and Television Broadcasting	7	8	\$94,041	\$0	\$94,041
Rail Transportation	1	1	\$28,164	\$0	\$28,164
Railroad Rolling Stock Manufacturing	2	1	\$1,866	\$0	\$1,866
Real Estate	9	9	\$857,921	\$0	\$857,921
Recreation	5	6	\$150,219	\$0	\$150,219
Religious Organizations	38	32	\$297,229	\$0	\$297,229
Remediation and Other Waste Management Services	11	8	\$66,904	\$0	\$66,904
Repair Services	30	42	\$4,880,839	\$0	\$4,880,839
Residential Building Construction	210	187	\$4,937,123	\$0	\$4,937,123
Residential Mental Retardation, Mental Health and Substance Abuse Facilities	2	2	\$1,870	\$0	\$1,870
Resin, Synthetic Rubber, and Artificial Synthetic Fibers and Filaments Manufacturing	13	11	\$68,549	\$0	\$68,549
Retail Trade	230	268	\$30,135,405	\$5,730	\$30,141,135
Rooming and Boarding Houses	1	1	\$1,907	\$0	\$1,907
Rubber & Plastics	22	27	\$4,026,598	\$0	\$4,026,598
Rubber Product Manufacturing	141	132	\$1,044,823	\$0	\$1,044,823

	FILES WITH AWARDS		Compensation	Cost of Living	Total
	Entered	Terminated			
RV (Recreational Vehicle)	6	6	\$9,577	\$0	\$9,577
Parks and Recreational Camps					
Satellite Telecommunications	1	1	\$8,839	\$0	\$8,839
Sawmills and Wood Preservation	43	38	\$429,775	\$0	\$429,775
Scenic and Sightseeing Transportation, Other	1	0	\$0	\$0	\$0
Scheduled Air Transportation	208	189	\$3,531,795	\$0	\$3,531,795
Scientific Research and Development Services	4	4	\$137,509	\$0	\$137,509
Seafood Product Preparation and Packaging	3	3	\$9,516	\$0	\$9,516
Securities and Commodity Contracts Intermediation and Brokerage	2	3	\$235,290	\$0	\$235,290
Semiconductor and Other Electronic Component Manufacturing	4	3	\$116,745	\$0	\$116,745
Services to Buildings and Dwellings	247	214	\$3,410,467	\$874	\$3,411,341
Sheep and Goat Farming	0	1	\$15,134	\$0	\$15,134
Ship and Boat Building	193	184	\$8,129,351	\$0	\$8,129,351
Shoe Stores	3	3	\$14,761	\$0	\$14,761
Soap, Cleaning Compound, and Toilet Preparation Manufacturing	4	3	\$6,772	\$0	\$6,772
Social Advocacy Organizations	6	5	\$50,118	\$0	\$50,118
Special Food Services	25	24	\$221,448	\$0	\$221,448
Specialized Freight Trucking	71	69	\$2,561,771	\$0	\$2,561,771
Specialty (except Psychiatric and Substance Abuse) Hospitals	6	4	\$170,733	\$0	\$170,733
Specialty Food Stores	7	5	\$49,271	\$0	\$49,271
Specific Trade Construction	113	147	\$20,422,218	\$60,414	\$20,482,632
Spectator Sports	61	56	\$581,388	\$0	\$581,388
Sporting Goods, Hobby, and Musical Instrument Stores	12	11	\$292,483	\$0	\$292,483
State Government	116	196	\$20,799,725	\$42,742	\$20,842,466
Steel Product Manufacturing from Purchased Steel	6	6	\$113,611	\$0	\$113,611
Stone, Clay, Glass	11	12	\$1,714,745	\$1,164	\$1,715,910
Sugar and Confectionery Product Manufacturing	3	3	\$87,565	\$0	\$87,565
Support Activities for Air Transportation	23	24	\$283,223	\$0	\$283,223
Support Activities for Animal Production	4	4	\$255,691	\$0	\$255,691
Support Activities for Crop Production	4	4	\$7,520	\$0	\$7,520
Support Activities for Forestry	2	2	\$4,047	\$0	\$4,047
Support Activities for Mining	21	19	\$1,050,522	\$0	\$1,050,522

	FILES WITH AWARDS		Compensation	Cost of Living	Total
	Entered	Terminated			
Support Activities for Road Transportation	70	66	\$1,706,968	\$0	\$1,706,968
Support Activities for Water Transportation	16	17	\$1,430,589	\$0	\$1,430,589
Taxi and Limousine Service	16	14	\$128,804	\$0	\$128,804
Technical and Trade Schools	1	1	\$45,051	\$0	\$45,051
Textile and Fabric Finishing and Fabric Coating Mills	5	4	\$20,782	\$402	\$21,184
Textile Furnishings Mills	6	5	\$48,203	\$0	\$48,203
Textile Products	10	15	\$1,628,818	\$0	\$1,628,818
Tobacco Manufacturing	39	28	\$451,666	\$0	\$451,666
Tobacco Products	12	13	\$2,087,103	\$0	\$2,087,103
Transport Equipment	120	122	\$12,055,435	\$11,058	\$12,066,493
Transportation	176	231	\$20,748,713	\$11,158	\$20,759,871
Travel Arrangement and Reservation Services	3	3	\$117,266	\$0	\$117,266
Traveler Accommodation	217	175	\$2,165,765	\$0	\$2,165,765
Unknown	4,371	3,876	\$84,873,438	\$11,886	\$84,885,324
Urban Transit Systems	125	119	\$1,599,184	\$0	\$1,599,184
Used Merchandise Stores	8	7	\$106,784	\$0	\$106,784
Utilities	17	24	\$2,616,208	\$1,206	\$2,617,414
Utility System Construction	33	27	\$457,348	\$0	\$457,348
Vegetable and Melon Farming	2	2	\$6,654	\$0	\$6,654
Vending Machine Operators	4	2	\$163,128	\$0	\$163,128
Veneer, Plywood, and Engineered Wood Product Manufacturing	6	5	\$26,795	\$0	\$26,795
Ventilation, Heating, Air-Conditioning, and Commercial Refrigeration Equipment Manufacturing	8	7	\$250,929	\$200	\$251,130
Vocational Rehabilitation Services	3	3	\$31,657	\$0	\$31,657
Warehousing and Storage	22	20	\$357,737	\$0	\$357,737
Waste Collection	18	17	\$320,739	\$0	\$320,739
Waste Treatment and Disposal	21	18	\$681,641	\$0	\$681,641
Water, Sewage and Other Systems	3	4	\$134,874	\$0	\$134,874
Welfare	1	0	\$0	\$0	\$0
Wholesale Electronic Markets and Agents and Brokers	8	4	\$257,090	\$0	\$257,090
Wholesale Trade	12	13	\$1,035,007	\$268	\$1,035,276
Wired Telecommunications Carriers	48	47	\$813,966	\$0	\$813,966
Wireless Telecommunications Carriers (except Satellite)	13	10	\$98,629	\$0	\$98,629
Wood Products	11	12	\$919,514	\$456	\$919,970

	FILES WITH AWARDS		Compensation	Cost of Living	Total
	Entered	Terminated			
Totals:	20,116	18,551	\$523,437,798	\$271,061	\$523,708,859

	FILES WITH AWARDS		Compensation	Cost of Living	Total
	Entered	Terminated			
Location:					
(NONE)	1	1	\$320	\$0	\$320
ACCOMACK	88	82	\$2,018,713	\$0	\$2,018,713
ALBEMARLE	112	104	\$2,413,543	\$0	\$2,413,543
ALEXANDRIA	469	408	\$10,896,007	\$59	\$10,896,066
ALLEGHANY	37	31	\$887,735	\$0	\$887,735
AMELIA	18	17	\$310,404	\$0	\$310,404
AMHERST	91	85	\$2,063,068	\$0	\$2,063,068
APPOMATTOX	31	31	\$1,114,436	\$0	\$1,114,436
ARLINGTON	487	441	\$12,787,279	\$97	\$12,787,376
AUGUSTA	153	140	\$3,732,817	\$208	\$3,733,024
BATH	26	25	\$334,162	\$740	\$334,903
BEDFORD CITY	37	35	\$485,499	\$0	\$485,499
BEDFORD COUNTY	115	102	\$4,084,215	\$4,035	\$4,088,250
BLAND	14	16	\$333,421	\$0	\$333,421
BOTETOURT	58	52	\$2,048,820	\$0	\$2,048,820
BRISTOL	97	90	\$1,967,712	\$0	\$1,967,712
BRUNSWICK	23	23	\$678,557	\$0	\$678,557
BUCHANAN	172	165	\$9,788,119	\$38,283	\$9,826,402
BUCKINGHAM	26	27	\$1,314,887	\$0	\$1,314,887
BUENA VISTA	27	22	\$413,354	\$0	\$413,354
CAMPBELL	74	71	\$2,425,172	\$0	\$2,425,172
CAROLINE	54	50	\$1,146,295	\$0	\$1,146,295
CARROLL	50	47	\$1,195,196	\$0	\$1,195,196
CHARLES CITY	15	15	\$642,868	\$0	\$642,868
CHARLOTTE	16	20	\$678,862	\$0	\$678,862
CHARLOTTESVILLE	214	190	\$4,461,898	\$32,272	\$4,494,170
CHESAPEAKE	453	408	\$12,257,469	\$781	\$12,258,250
CHESTERFIELD	457	419	\$10,693,907	\$3,314	\$10,697,221
CLARKE	51	50	\$617,120	\$0	\$617,120
CLIFTON FORGE	10	12	\$401,825	\$517	\$402,342
COLONIAL HEIGHTS	50	44	\$1,332,383	\$0	\$1,332,383
COVINGTON	61	65	\$2,773,804	\$914	\$2,774,718
CRAIG	8	6	\$85,029	\$0	\$85,029
CULPEPER	96	93	\$2,926,350	\$0	\$2,926,350
CUMBERLAND	11	11	\$212,675	\$0	\$212,675
DANVILLE	233	221	\$9,320,370	\$0	\$9,320,370
DICKENSON	82	67	\$3,990,404	\$2,252	\$3,992,656
DINWIDDIE	74	74	\$1,531,898	\$0	\$1,531,898

	FILES WITH AWARDS		Compensation	Cost of Living	Total
	Entered	Terminated			
EMPORIA	33	32	\$465,050	\$0	\$465,050
ESSEX	26	22	\$293,309	\$0	\$293,309
FAIRFAX CITY	186	174	\$7,379,885	\$1,473	\$7,381,358
FAIRFAX COUNTY	1,532	1,424	\$31,059,430	\$10,301	\$31,069,731
FALLS CHURCH	119	113	\$3,184,801	\$10,028	\$3,194,829
FAUQUIER	143	132	\$3,269,180	\$2,800	\$3,271,979
FLOYD	26	19	\$214,952	\$0	\$214,952
FLUVANNA	32	29	\$561,939	\$0	\$561,939
FRANKLIN CITY	39	36	\$1,079,987	\$0	\$1,079,987
FRANKLIN COUNTY	90	86	\$2,527,174	\$0	\$2,527,174
FREDERICK	105	90	\$3,014,974	\$41	\$3,015,016
FREDERICKSBURG	265	231	\$5,408,930	\$251	\$5,409,181
GALAX	38	37	\$943,643	\$0	\$943,643
GILES	33	35	\$590,283	\$0	\$590,283
GLOUCESTER	63	62	\$2,120,042	\$0	\$2,120,042
GOOCHLAND	57	55	\$823,531	\$0	\$823,531
GRAYSON	24	22	\$604,909	\$0	\$604,909
GREENE	17	11	\$87,161	\$0	\$87,161
GREENSVILLE	21	20	\$147,308	\$0	\$147,308
HALIFAX	51	43	\$1,266,685	\$0	\$1,266,685
HAMPTON	246	220	\$4,483,301	\$1,300	\$4,484,601
HANOVER	275	255	\$6,103,571	\$473	\$6,104,044
HARRISONBURG	170	160	\$3,746,808	\$0	\$3,746,808
HENRICO	463	430	\$9,503,120	\$2,643	\$9,505,762
HENRY	79	72	\$1,702,280	\$657	\$1,702,937
HIGHLAND	4	4	\$14,006	\$0	\$14,006
HOPEWELL	58	54	\$2,665,239	\$35,693	\$2,700,932
ISLE OF WIGHT	87	91	\$2,397,256	\$456	\$2,397,711
JAMES CITY	109	102	\$4,509,086	\$9,604	\$4,518,691
KING & QUEEN	10	9	\$221,630	\$0	\$221,630
KING GEORGE	27	20	\$193,293	\$0	\$193,293
KING WILLIAM	26	22	\$996,531	\$0	\$996,531
LANCASTER	22	23	\$751,512	\$380	\$751,892
LEE	63	64	\$3,986,770	\$0	\$3,986,770
LEXINGTON	39	30	\$338,173	\$0	\$338,173
LOUDOUN	648	619	\$15,487,434	\$9,481	\$15,496,915
LOUISA	46	40	\$1,069,464	\$0	\$1,069,464
LUNENBURG	16	19	\$1,013,962	\$0	\$1,013,962
LYNCHBURG	363	333	\$6,283,147	\$361	\$6,283,508
MADISON	19	17	\$236,260	\$0	\$236,260

	FILES WITH AWARDS		Compensation	Cost of Living	Total
	Entered	Terminated			
MANASSAS	237	209	\$4,404,345	\$732	\$4,405,077
MANASSAS PARK	12	12	\$213,117	\$0	\$213,117
MARTINSVILLE	90	89	\$2,438,828	\$0	\$2,438,828
MATHEWS	15	15	\$706,526	\$0	\$706,526
MECKLENBURG	72	66	\$1,267,165	\$193	\$1,267,358
MIDDLESEX	18	17	\$338,076	\$0	\$338,076
MONTGOMERY	156	147	\$3,843,870	\$256	\$3,844,126
NELSON	31	24	\$441,186	\$0	\$441,186
NEW KENT	35	33	\$1,563,503	\$0	\$1,563,503
NEWPORT NEWS	641	619	\$30,898,476	\$4,198	\$30,902,673
NORFOLK	617	590	\$22,623,144	\$310	\$22,623,454
NORTHAMPTON	41	37	\$820,704	\$0	\$820,704
NORTHUMBERLAND	21	21	\$448,308	\$0	\$448,308
NORTON	57	52	\$1,544,143	\$0	\$1,544,143
NOTTOWAY	47	43	\$850,647	\$0	\$850,647
ORANGE	80	71	\$1,499,935	\$0	\$1,499,935
OUT OF STATE	497	437	\$12,264,415	\$456	\$12,264,871
PAGE	32	28	\$851,273	\$0	\$851,273
PATRICK	39	38	\$720,951	\$0	\$720,951
PETERSBURG	113	107	\$3,277,782	\$0	\$3,277,782
PITTSYLVANIA	77	73	\$2,432,970	\$252	\$2,433,222
POQUOSON	12	13	\$163,421	\$0	\$163,421
PORTSMOUTH	185	180	\$7,084,989	\$3,042	\$7,088,031
POWHATAN	38	41	\$1,440,069	\$0	\$1,440,069
PRINCE EDWARD	59	55	\$1,640,199	\$0	\$1,640,199
PRINCE GEORGE	75	63	\$1,617,301	\$0	\$1,617,301
PRINCE WILLIAM	377	345	\$9,149,481	\$4,074	\$9,153,556
PULASKI	151	136	\$3,902,585	\$0	\$3,902,585
RADFORD	56	59	\$2,185,402	\$13,489	\$2,198,890
RAPPAHANNOCK	8	6	\$216,200	\$0	\$216,200
RICHMOND CITY	1,072	998	\$28,764,043	\$9,078	\$28,773,122
RICHMOND COUNTY	8	9	\$278,034	\$0	\$278,034
ROANOKE CITY	296	279	\$8,001,340	\$377	\$8,001,717
ROANOKE COUNTY	171	155	\$2,900,270	\$94	\$2,900,364
ROCKBRIDGE	33	31	\$1,108,983	\$0	\$1,108,983
ROCKINGHAM	165	148	\$3,608,046	\$1,436	\$3,609,482
RUSSELL	69	63	\$2,304,368	\$43	\$2,304,411
SALEM	166	152	\$3,397,814	\$0	\$3,397,814
SCOTT	54	45	\$2,227,985	\$0	\$2,227,985
SHENANDOAH	107	94	\$1,843,351	\$0	\$1,843,351

	FILES WITH AWARDS		Compensation	Cost of Living	Total
	Entered	Terminated			
SMYTH	130	128	\$2,741,649	\$0	\$2,741,649
SOUTH BOSTON	39	31	\$582,683	\$0	\$582,683
SOUTHAMPTON	17	22	\$898,328	\$0	\$898,328
SPOTSYLVANIA	100	86	\$3,428,252	\$9,981	\$3,438,232
STAFFORD	151	134	\$4,010,976	\$1,196	\$4,012,172
STAUNTON	80	73	\$1,576,982	\$0	\$1,576,982
SUFFOLK	185	159	\$4,034,075	\$0	\$4,034,075
SURRY	25	22	\$965,794	\$0	\$965,794
SUSSEX	46	43	\$1,554,361	\$0	\$1,554,361
TAZEWELL	162	148	\$3,984,721	\$0	\$3,984,721
UNKNOWN	1,582	1,440	\$29,554,123	\$22,098	\$29,576,220
VIRGINIA BEACH	686	636	\$16,477,277	\$3,614	\$16,480,892
WARREN	80	69	\$2,221,540	\$960	\$2,222,501
WASHINGTON	168	147	\$3,855,299	\$1,468	\$3,856,768
WAYNESBORO	56	52	\$1,379,362	\$0	\$1,379,362
WESTMORELAND	16	19	\$359,467	\$0	\$359,467
WILLIAMSBURG	207	189	\$4,395,517	\$0	\$4,395,517
WINCHESTER	214	185	\$5,928,362	\$507	\$5,928,868
WISE	200	190	\$11,700,566	\$0	\$11,700,566
WYTHE	93	88	\$1,263,692	\$0	\$1,263,692
YORK	88	73	\$2,128,924	\$23,792	\$2,152,716
Total:	20,116	18,551	\$523,437,798	\$271,061	\$523,708,859

Medical Payments

	Files with Medical Payments	Rehabilitation	Doctors' Expenses	Hospital Expenses	Other Medical Expenses	Totals
Accident Type:						
Absorbtion,Ingestion or Inhalation,NOC	33	\$665	\$19,262	\$45,247	\$56,846	\$122,020
Animal or Insect (Struck or Injured By)	278	\$28,422	\$239,542	\$461,910	\$237,849	\$967,723
Bodily Motion	1,011	\$898,425	\$3,024,283	\$3,356,087	\$6,951,001	\$14,229,797
Broken Glass (Cut,Puncture,Scrape)	114	\$25,422	\$237,408	\$305,766	\$56,890	\$625,488
Caught In / Under	153	\$194,545	\$597,772	\$853,547	\$1,343,124	\$2,988,989
Caught In,Under or Between,NOC	744	\$271,778	\$1,249,189	\$2,211,958	\$1,377,695	\$5,110,620
Caught,Puncture,Scrape,NOC	288	\$54,117	\$355,009	\$422,643	\$236,354	\$1,068,122
Chemicals (Burn or Contact with)	50	\$30,348	\$243,876	\$1,554,228	\$209,411	\$2,037,864
Collapsing Materials (Caught In,Under,Between)	6	\$5,585	\$48,086	\$27,381	\$38,010	\$119,062
Collision with a Fixed Object	47	\$30,718	\$224,454	\$691,243	\$68,058	\$1,014,473
Collision with Another Vehicle	409	\$194,745	\$1,031,892	\$1,754,553	\$1,100,270	\$4,081,460
Contact With, NOC	98	\$4,502	\$60,800	\$123,150	\$52,551	\$241,003
Continual Noise (Strain or Injury By)	6	\$916	\$6,601	\$19	\$458	\$7,994
Crash of Airplane	1	\$748	\$7,640	\$16,784	\$0	\$25,172
Crash of Rail Vehicle	2	\$0	\$0	\$3,213	\$613	\$3,826
Crash of Water Vehicle	6	\$6,849	\$33,296	\$75,427	\$30,975	\$146,547
Cumulative,NOC	117	\$428	\$98,614	\$451,217	\$535,900	\$1,086,160
Dust,Gases,Fumes or Vapors (Contact with)	44	\$2,156	\$13,468	\$20,743	\$26,764	\$63,131
Electric Current	21	\$26,455	\$152,077	\$496,885	\$333,579	\$1,008,996
Electrical Current (Contact with)	62	\$39,409	\$216,111	\$1,156,448	\$776,404	\$2,188,372
Explosion or Flare Back (Struck or Injured By)	14	\$15,022	\$54,829	\$115,971	\$105,021	\$290,843
Fall - Elevation	363	\$835,059	\$2,226,570	\$3,786,701	\$5,255,622	\$12,103,951
Fall - Same Level	678	\$971,178	\$3,065,944	\$3,635,596	\$5,782,299	\$13,455,017
Fall,Slip or Trip,NOC	2,464	\$1,579,480	\$5,288,499	\$7,216,956	\$5,455,875	\$19,540,810
Falling or Flying Object (Struck or Injured By)	968	\$510,438	\$2,086,349	\$3,905,063	\$2,001,315	\$8,503,165
Fellow Worker,Patient (Struck or Injured By)	603	\$226,282	\$1,226,442	\$716,326	\$1,465,359	\$3,634,410
Fire or Flame (Burn or Scald)	28	\$3,215	\$41,132	\$95,188	\$721,583	\$861,118
Foreign Matter in Eye(s)	85	\$842	\$42,367	\$54,995	\$37,948	\$136,152

	Files with Medical Payments	Rehabilitation	Doctors' Expenses	Hospital Expenses	Other Medical Expenses	Totals
From Different Level (Fall,Slip or Trip)	559	\$730,826	\$2,294,910	\$7,544,469	\$4,407,718	\$14,977,923
From Ladder or Scaffolding (Fall,Slip or Trip)	570	\$692,811	\$2,133,951	\$4,713,393	\$2,198,223	\$9,738,378
From Liquid or Grease Spills (Fall,Slip or Trip)	709	\$676,876	\$1,515,487	\$1,725,621	\$1,619,900	\$5,537,884
Hand Tool or Machine (Struck or Injured By)	121	\$37,740	\$171,358	\$204,592	\$226,839	\$640,530
Hand Tool,Utensil;Not Powered (Cut,Puncture,Scrape)	247	\$37,611	\$369,377	\$356,581	\$95,096	\$858,664
Holding or Carrying (Strain or Injury By)	107	\$67,786	\$245,547	\$325,577	\$246,924	\$885,834
Hot Objects or Substances (Burn or Scald)	60	\$22,631	\$82,804	\$77,419	\$46,670	\$229,523
Into Openings (Fall,Slip or Trip)	185	\$161,971	\$455,152	\$894,966	\$387,323	\$1,899,412
Jumping (Strain or Injury By)	75	\$78,077	\$253,851	\$844,248	\$250,540	\$1,426,716
Lifting (Strain or Injury By)	2,181	\$1,486,195	\$4,662,674	\$5,468,266	\$4,851,161	\$16,468,295
Machine or Machinery (Caught In,Under,Between)	233	\$242,102	\$672,978	\$1,270,395	\$729,603	\$2,915,078
Mold	1	\$0	\$0	\$0	\$0	\$0
Motor Vehicle	297	\$469,295	\$1,644,856	\$5,309,230	\$5,261,176	\$12,684,557
Motor Vehicle (Struck or Injured By)	209	\$193,560	\$745,248	\$1,432,477	\$1,535,859	\$3,907,144
Motor Vehicle,NOC	545	\$350,009	\$1,628,938	\$2,408,064	\$1,693,026	\$6,080,036
Moving Part of Machine (Striking Against or Stepping On)	11	\$6,393	\$39,904	\$12,130	\$20,279	\$78,706
Moving Parts of Machine (Struck or Injured By)	94	\$41,731	\$171,168	\$230,185	\$116,726	\$559,810
Object Being Lifted or Handled (Cut,Puncture,Scrape)	270	\$45,072	\$407,895	\$470,772	\$149,892	\$1,073,631
Object Being Lifted or Handled (Striking Against or Stepping On)	25	\$9,016	\$20,576	\$36,463	\$43,078	\$109,133
Object Being Lifted or Handled (Struck or Injured By)	386	\$208,741	\$838,788	\$1,322,051	\$569,147	\$2,938,727
Object Handled (Caught In,Under,Between)	131	\$45,938	\$165,373	\$386,647	\$128,783	\$726,741
Object Handled By Others (Struck or Injured By)	85	\$42,943	\$106,116	\$156,677	\$101,506	\$407,243
On Ice or Snow (Fall,Slip or Trip)	400	\$165,660	\$798,241	\$748,047	\$947,950	\$2,659,899
On Same Level (Fall,Slip or Trip)	1,057	\$667,363	\$2,285,785	\$3,047,554	\$2,490,951	\$8,491,652
On Stairs (Fall,Slip or Trip)	337	\$178,463	\$564,264	\$565,165	\$532,733	\$1,840,626
Other Than Physical Cause of Injury	193	\$994	\$47,665	\$212,649	\$42,829	\$304,137
Other,Miscellaneous,NOC	3,292	\$1,783,108	\$7,154,524	\$9,695,384	\$9,166,286	\$27,799,303

	Files with Medical Payments	Rehabilitation	Doctors' Expenses	Hospital Expenses	Other Medical Expenses	Totals
Overexertion	1,620	\$1,595,377	\$4,781,398	\$5,628,693	\$11,296,439	\$23,301,907
Person in Act of Crime	47	\$16,235	\$149,091	\$335,724	\$102,204	\$603,253
Powered Hand Tool,Appliance (Cut,Puncture,Scrape)	246	\$199,880	\$685,530	\$923,150	\$235,364	\$2,043,923
Public Transportation	7	\$197,655	\$42,417	\$36,913	\$205,143	\$482,128
Pushing or Pulling (Strain or Injury By)	734	\$718,682	\$1,862,978	\$1,941,670	\$1,806,563	\$6,329,893
Radiation Caustics	73	\$6,176	\$101,136	\$128,104	\$442,795	\$678,211
Reaching (Strain or Injury By)	125	\$113,701	\$298,695	\$346,886	\$216,361	\$975,642
Repetitive Motion	38	\$49,971	\$171,498	\$102,767	\$84,926	\$409,162
Repetitive Motion (Strain or Injury By)	35	\$15,932	\$39,767	\$56,683	\$14,085	\$126,465
Rubbed / Abraided	72	\$100,031	\$361,895	\$377,439	\$882,210	\$1,721,575
Rubbed or Abraded,NOC	9	\$996	\$17,960	\$3,986	\$1,222	\$24,164
Sanding,Scraping,Cleaning Operation (Striking Against or Stepping On)	11	\$1,207	\$8,560	\$6,527	\$2,368	\$18,662
Slipped,Do Not Fall	105	\$47,969	\$171,812	\$171,055	\$122,269	\$513,104
Stationary Object (Striking Against or Stepping On)	374	\$115,871	\$389,074	\$442,749	\$381,667	\$1,329,360
Steam or Hot Fluids (Burn or Scald)	63	\$5,316	\$44,205	\$59,692	\$83,847	\$193,060
Stepping on Sharp Object	13	\$3,592	\$18,230	\$12,949	\$5,625	\$40,396
Strain or Injury By,NOC	1,217	\$684,082	\$1,956,525	\$2,745,016	\$2,459,085	\$7,844,708
Striking Against or Stepping On,NOC	273	\$155,822	\$479,238	\$778,956	\$445,073	\$1,859,088
Struck Against	117	\$113,566	\$307,860	\$473,564	\$715,395	\$1,610,385
Struck By	355	\$436,101	\$1,613,853	\$3,680,582	\$3,575,071	\$9,305,606
Struck or Injured,NOC	744	\$261,108	\$1,202,787	\$1,651,947	\$1,277,535	\$4,393,377
Temperature Extremes	32	\$54,847	\$99,986	\$291,005	\$249,931	\$695,769
Temperature Extremes (Burn or Scald)	44	\$0	\$15,729	\$67,181	\$24,597	\$107,507
Twisting (Strain or Injury By)	247	\$165,030	\$481,033	\$699,284	\$437,490	\$1,782,838
Using Tool or Machinery (Strain or Injury By)	23	\$18,769	\$51,800	\$53,967	\$38,308	\$162,844
Vehicle Upset (Overturned)	82	\$48,198	\$184,959	\$924,183	\$297,212	\$1,454,552
Weilding or Throwing (Strain or Injury By)	20	\$5,572	\$28,583	\$32,577	\$37,607	\$104,338
Welding Operation (Burn or Scald)	3	\$0	\$788	\$1,338	\$1,034	\$3,160
Totals:	27,802	\$19,532,350	\$66,936,328	\$104,988,854	\$97,559,416	\$289,016,948

	Files with Medical Payments	Rehabilitation	Doctors' Expenses	Hospital Expenses	Other Medical Expenses	Totals
Body Part:						
Abdomen Including Groin	148	\$9,153	\$173,118	\$325,209	\$193,410	\$700,889
Ankle	1,069	\$637,406	\$1,646,350	\$2,556,414	\$2,356,211	\$7,196,381
Artificial Appliance	3	\$0	\$925	\$69	\$1,872	\$2,866
Body Systems and Multiple Bo	9	\$0	\$2,933	\$1,242	\$10,981	\$15,156
Brain	17	\$25,753	\$156,026	\$665,583	\$997,721	\$1,845,083
Buttocks	17	\$3,998	\$77,825	\$95,810	\$50,179	\$227,812
Chest	266	\$70,896	\$361,325	\$578,293	\$425,856	\$1,436,369
Disc (Back)	110	\$268,242	\$842,838	\$1,181,721	\$1,059,796	\$3,352,597
Disc (Neck)	14	\$20,852	\$39,650	\$39,990	\$145,809	\$246,301
Ear(s)	48	\$7,023	\$55,076	\$68,006	\$122,750	\$252,856
Elbow	335	\$265,411	\$676,839	\$814,934	\$613,811	\$2,370,996
Eye(s)	270	\$39,488	\$286,869	\$343,387	\$142,310	\$812,054
Facial Bones	30	\$7,644	\$43,266	\$40,999	\$24,112	\$116,020
Finger(s)	1,587	\$588,448	\$2,564,000	\$2,963,676	\$1,340,587	\$7,456,712
Foot	714	\$393,526	\$1,383,109	\$1,876,391	\$1,731,004	\$5,384,030
Great Toe	51	\$1,318	\$46,067	\$39,829	\$31,777	\$118,991
Hand	980	\$373,925	\$1,747,593	\$2,466,152	\$1,149,867	\$5,737,537
Heart	427	\$1,348	\$660,110	\$1,967,542	\$2,090,821	\$4,719,822
Hip	190	\$143,249	\$495,700	\$1,315,926	\$898,157	\$2,853,032
Insufficient Info to Properly Ide	971	\$185,895	\$1,473,204	\$4,015,628	\$2,867,575	\$8,542,303
Internal Organs	277	\$33,161	\$485,951	\$1,294,154	\$938,793	\$2,752,058
Knee	2,569	\$1,797,513	\$5,800,046	\$7,259,318	\$7,130,099	\$21,986,976
Larynx	3	\$0	\$0	\$0	\$581	\$581
Lower Arm	350	\$332,966	\$877,227	\$1,163,722	\$1,177,732	\$3,551,647
Lower Back Area	2,807	\$2,723,153	\$7,340,979	\$10,096,302	\$11,259,363	\$31,419,796
Lower Leg	407	\$418,668	\$1,351,858	\$3,477,837	\$1,727,156	\$6,975,518
Lungs	44	\$6,391	\$33,547	\$76,193	\$83,745	\$199,877
Mouth	51	\$9,414	\$79,491	\$75,649	\$119,942	\$284,496
Multiple Body Parts	5,678	\$5,593,721	\$19,166,580	\$35,658,422	\$32,074,782	\$92,493,504
Multiple Head Injury	917	\$308,599	\$1,576,602	\$2,873,782	\$2,428,396	\$7,187,379
Multiple Lower Extremeties	945	\$702,023	\$2,399,957	\$4,183,191	\$5,124,022	\$12,409,192
Multiple Neck Injury	298	\$143,738	\$617,388	\$799,637	\$877,726	\$2,438,489
Multiple Trunk	1,393	\$829,858	\$3,333,262	\$3,843,173	\$6,450,205	\$14,456,498
Multiple Upper Extremeties	1,054	\$751,870	\$2,634,052	\$3,314,311	\$3,268,257	\$9,968,491
Nose	55	\$10,522	\$87,654	\$136,365	\$35,439	\$269,979

	Files with Medical Payments	Rehabilitation	Doctors' Expenses	Hospital Expenses	Other Medical Expenses	Totals
Pelvis	18	\$13,266	\$67,386	\$98,977	\$186,361	\$365,991
Sacrum and Coccyx	43	\$14,196	\$89,727	\$300,108	\$132,032	\$536,064
Shoulder(s)	1,445	\$1,450,079	\$4,255,187	\$4,610,005	\$3,731,348	\$14,046,619
Skull	47	\$4,335	\$50,029	\$47,242	\$62,031	\$163,638
Soft Tissue	19	\$6,938	\$29,293	\$28,622	\$37,023	\$101,876
Soft Tissue	82	\$80,090	\$133,849	\$113,683	\$210,479	\$538,100
Spinal Cord	3	\$0	\$1,463	\$252	\$3,420	\$5,135
Spinal Cord	5	\$0	\$8,565	\$17,952	\$5,645	\$32,162
Teeth	68	\$157	\$122,388	\$8,687	\$67,700	\$198,932
Thumb	451	\$95,252	\$555,495	\$720,236	\$350,062	\$1,721,046
Toe(s)	88	\$6,297	\$76,760	\$66,648	\$108,603	\$258,307
Trachea	3	\$0	\$8,315	\$2,031	\$26,149	\$36,495
Unclassified	53	\$945	\$28,156	\$39,131	\$30,440	\$98,672
Upper Arm	342	\$477,164	\$1,054,399	\$1,057,158	\$1,661,680	\$4,250,401
Upper Back Area	133	\$120,967	\$276,777	\$533,389	\$530,116	\$1,461,248
Upper Leg	103	\$35,809	\$123,323	\$202,894	\$149,438	\$511,465
Vertebrae	5	\$7,351	\$32,128	\$233	\$5,108	\$44,820
Whole Body	5	\$735	\$5,806	\$1,534	\$18,149	\$26,224
Wrist	728	\$483,898	\$1,425,758	\$1,429,573	\$1,243,653	\$4,582,882
Wrist(s) & Hand(s)	57	\$29,697	\$74,106	\$101,644	\$49,134	\$254,581
Totals:	27,802	\$19,532,350	\$66,936,328	\$104,988,854	\$97,559,416	\$289,016,948

Nature of Injury:

All Other Cumulative, NOC (OD)	3	\$5,206	\$7,332	\$9,873	\$2,207	\$24,618
All Other Occupational Disease, NOC (OD)	4	\$3,773	\$5,828	\$4,590	\$35,833	\$50,024
All Other Specific Injuries, NOC	5,533	\$3,279,680	\$13,015,282	\$19,404,951	\$14,890,067	\$50,589,981
Amputation	92	\$166,873	\$344,147	\$724,129	\$430,927	\$1,666,076
Amputation	23	\$38,810	\$51,147	\$95,900	\$154,926	\$340,783
Angina Pectoris	4	\$0	\$1,909	\$1,722	\$123	\$3,754
Asbestosis	16	\$0	\$7,712	\$8,550	\$8,718	\$24,981
Asbestosis (OD)	1	\$0	\$0	\$0	\$0	\$0
Asphyxiation	2	\$0	\$301	\$3,145	\$423	\$3,869
Black Lung (OD)	5	\$665	\$5,996	\$36,298	\$45,102	\$88,061

	Files with Medical Payments	Rehabilitation	Doctors' Expenses	Hospital Expenses	Other Medical Expenses	Totals
Black Lung I	2	\$0	\$1,107	\$24,934	\$1,127	\$27,168
Burn	42	\$69,613	\$212,237	\$753,394	\$363,041	\$1,398,284
Burn	238	\$92,575	\$667,979	\$3,520,743	\$1,906,360	\$6,187,658
Cancer (OD)	10	\$0	\$59,968	\$6,530	\$29,729	\$96,228
Carpal Tunnel Syndrome	14	\$30,827	\$23,887	\$2,635	\$40,810	\$98,159
Carpal Tunnel Syndrome (OD)	28	\$17,918	\$36,749	\$50,308	\$27,311	\$132,286
Concussion	151	\$42,960	\$381,758	\$663,438	\$193,108	\$1,281,265
Concussion	26	\$33,381	\$70,525	\$32,039	\$132,327	\$268,271
Contusion	2,342	\$1,153,713	\$3,311,462	\$4,427,436	\$3,618,144	\$12,510,755
Contusion	313	\$368,161	\$1,104,716	\$1,818,338	\$2,881,165	\$6,172,380
Crushing	215	\$183,595	\$554,550	\$966,956	\$549,254	\$2,254,354
Crushing	39	\$47,194	\$269,032	\$365,039	\$412,845	\$1,094,110
Dermatitis	1	\$0	\$75	\$0	\$1,541	\$1,616
Dermatitis (OD)	6	\$0	\$954	\$0	\$0	\$954
Dislocation	43	\$52,998	\$132,676	\$114,628	\$469,158	\$769,459
Dislocation	247	\$272,577	\$600,618	\$917,575	\$594,262	\$2,385,032
Drowning	1	\$0	\$0	\$0	\$590	\$590
Dust Disease - NEC	1	\$0	\$212	\$127	\$362	\$701
Dust Disease,NOC (OD)	2	\$0	\$4,257	\$0	\$1,660	\$5,917
Electric Shock	54	\$9,709	\$73,010	\$82,688	\$108,137	\$273,544
Electric Shock	10	\$11,689	\$26,534	\$15,473	\$131,425	\$185,120
Exposure	143	\$0	\$33,409	\$56,071	\$28,557	\$118,036
Fatal Black Lung IV	1	\$0	\$1,349	\$0	\$743	\$2,091
Fatal Crushing	1	\$0	\$801	\$3,574	\$0	\$4,375
Fatal Electric Shock	1	\$0	\$0	\$1,777	\$0	\$1,777
Fatal Injury - NEC	4	\$0	\$1,768	\$4,427	\$2,285	\$8,480
Foreign Body	137	\$1,500	\$89,049	\$148,058	\$56,796	\$295,403
Foreign Body	16	\$18,540	\$51,680	\$57,003	\$46,772	\$173,995
Fracture	476	\$1,024,391	\$2,769,088	\$7,548,730	\$7,256,562	\$18,598,772
Fracture	2,552	\$2,191,603	\$8,313,827	\$17,591,667	\$10,327,543	\$38,424,640
Freezing	1	\$0	\$0	\$0	\$231	\$231
Freezing	2	\$9,181	\$5,334	\$4,806	\$1,983	\$21,304
Hearing Loss (Trauma)	5	\$0	\$3,410	\$0	\$4,174	\$7,584
Hearing Loss or Impairment	2	\$0	\$4,276	\$0	\$751	\$5,027
Heart & Lung - Firemen	96	\$0	\$135,259	\$334,018	\$476,129	\$945,407
Heart & Lung - Police	236	\$920	\$415,949	\$1,100,474	\$1,119,222	\$2,636,566
Heart & Lung-Fire	47	\$428	\$48,383	\$299,064	\$175,665	\$523,540

	Files with Medical Payments	Rehabilitation	Doctors' Expenses	Hospital Expenses	Other Medical Expenses	Totals
Heart & Lung-Police	52	\$0	\$34,575	\$267,638	\$306,704	\$608,917
Heart Attack	8	\$0	\$4,778	\$0	\$33,514	\$38,293
Heat Prostration	32	\$49	\$13,602	\$59,057	\$16,285	\$88,993
Hernia	13	\$2,597	\$18,916	\$361,111	\$117,502	\$500,125
Hernia	155	\$4,615	\$232,625	\$582,237	\$158,883	\$978,360
Infection	5	\$2,408	\$4,467	\$5,776	\$13,997	\$26,648
Infection	63	\$11,763	\$53,961	\$131,470	\$93,629	\$290,824
Inflammation	372	\$194,441	\$491,235	\$457,843	\$439,980	\$1,583,499
Inflammation	103	\$36,190	\$209,245	\$192,002	\$795,912	\$1,233,350
Injury - NEC	1,394	\$1,531,209	\$5,322,790	\$7,966,826	\$12,932,920	\$27,753,746
Laceration	2,126	\$740,691	\$3,716,250	\$4,561,195	\$2,148,534	\$11,166,670
Laceration	136	\$125,255	\$550,954	\$556,135	\$1,096,816	\$2,329,161
Loss of Hearing	10	\$0	\$15,291	\$1,207	\$74,770	\$91,268
Loss of Hearing (OD)	4	\$31	\$6,148	\$0	\$3,076	\$9,256
Mental Stress (OD)	31	\$945	\$23,098	\$28,693	\$16,789	\$69,526
Multiple Injuries,Physical or Psychological	6	\$0	\$3,959	\$3,290	\$6,309	\$13,558
Multiple Physical Injuries	106	\$116,070	\$266,043	\$1,006,774	\$295,334	\$1,684,221
Myocardial Infarction	10	\$0	\$35,895	\$31,849	\$58,260	\$126,004
Myocardial Infarction (Heart Attack)	15	\$0	\$26,393	\$55,887	\$55,391	\$137,672
No Physical Injury	1	\$0	\$0	\$266	\$2,121	\$2,387
Occupational Disease - NEC	7	\$0	\$6,590	\$16,102	\$50,341	\$73,034
Other Cumulative	9	\$3,706	\$69,592	\$10,013	\$109,708	\$193,020
Poisoning,General (Not OD)	14	\$0	\$6,585	\$7,687	\$20,413	\$34,685
Puncture	393	\$60,789	\$411,945	\$808,034	\$251,578	\$1,532,345
Puncture	28	\$21,368	\$51,336	\$75,759	\$269,648	\$418,111
Respiratory Disorders	7	\$861	\$1,476	\$0	\$17,955	\$20,292
Respiratory Disorders (OD)	10	\$1,086	\$8,957	\$12,530	\$9,886	\$32,459
Rupture	83	\$91,459	\$330,543	\$507,149	\$345,397	\$1,274,548
Rupture	98	\$311,019	\$722,902	\$722,352	\$1,134,846	\$2,891,119
Severance	7	\$1,948	\$42,793	\$28,361	\$57,578	\$130,680
Severance	57	\$41,156	\$186,447	\$365,613	\$99,306	\$692,522
Sprain	400	\$387,995	\$1,027,283	\$1,228,529	\$2,245,365	\$4,889,172
Sprain or Tear	1,962	\$1,039,685	\$3,412,805	\$3,676,230	\$3,464,937	\$11,593,658
Strain	1,556	\$1,933,380	\$5,468,189	\$6,272,578	\$11,503,301	\$25,177,448
Strain or Tear	5,275	\$3,732,838	\$11,203,610	\$13,616,211	\$12,635,275	\$41,187,935
Stress	14	\$1,094	\$74,683	\$37,321	\$47,568	\$160,666

	Files with Medical Payments	Rehabilitation	Doctors' Expenses	Hospital Expenses	Other Medical Expenses	Totals
Syncope	37	\$1,825	\$15,017	\$20,896	\$12,382	\$50,119
Vascular	7	\$0	\$600	\$0	\$64,124	\$64,724
Vascular Problem	1	\$0	\$1,179	\$14	\$14,750	\$15,943
Victim of Crime	3	\$0	\$2,357	\$0	\$4,293	\$6,650
Vision Loss	2	\$0	\$800	\$461	\$16	\$1,277
Vision Loss	2	\$7,396	\$14,871	\$112,649	\$5,926	\$140,842
Totals:	27,802	\$19,532,350	\$66,936,328	\$104,988,854	\$97,559,416	\$289,016,948

	Files with Medical Payments	Rehabilitation	Doctors' Expenses	Hospital Expenses	Other Medical Expenses	Totals
Occupation:						
Accountants and Auditors	22	\$14,372	\$35,634	\$121,131	\$64,580	\$235,717
Actors	5	\$1,405	\$7,712	\$24,732	\$1,030	\$34,879
Administrative Services Managers	5	\$306	\$1,448	\$2,256	\$964	\$4,974
Adult Literacy, Remedial Education, and GED Teachers and Instructors	1	\$0	\$0	\$0	\$0	\$0
Advertising and Promotions Managers	1	\$8,909	\$4,017	\$0	\$13,483	\$26,409
Advertising Sales Agents	2	\$0	\$1,179	\$1,959	\$0	\$3,138
Agricultural and Food Science Technicians	1	\$0	\$342	\$0	\$0	\$342
Agricultural Equipment Operators	2	\$0	\$197	\$52	\$12	\$261
Agricultural Inspectors	1	\$0	\$2,331	\$0	\$7,737	\$10,068
Agricultural Workers, All Other	1	\$0	\$970	\$1,875	\$79	\$2,925
Air Traffic Controllers	4	\$9,694	\$6,808	\$8,236	\$8,054	\$32,791
Aircraft Mechanics and Service Technicians	3	\$506	\$544	\$5,279	\$446	\$6,775
Airline Pilots, Copilots, and Flight Engineers	6	\$1,313	\$1,463	\$18,202	\$2,582	\$23,560
Ambulance Drivers and Attendants, Except Emergency Medical Technicians	6	\$38,383	\$28,025	\$27,931	\$9,220	\$103,559
Amusement and Recreation Attendants	3	\$477	\$6,001	\$33,569	\$668	\$40,715
Anesthesiologists	6	\$0	\$3,082	\$5,494	\$520	\$9,096
Animal Control Workers	7	\$0	\$17,960	\$18,444	\$4,529	\$40,932
Animal Trainers	4	\$0	\$2,000	\$2,056	\$965	\$5,021
Anthropology and Archeology Teachers, Postsecondary	1	\$0	\$1,172	\$0	\$1,633	\$2,805
Appraisers and Assessors of Real Estate	1	\$0	\$3,054	\$3,913	\$4,036	\$11,003
Art Directors	1	\$20,064	\$5,294	\$15,617	\$158	\$41,133
Art, Drama, and Music Teachers, Postsecondary	4	\$778	\$1,750	\$4,278	\$7,454	\$14,260
Artists and Related Workers, All Other	1	\$0	\$41	\$840	\$778	\$1,659
Assemblers and Fabricators, All Other	72	\$62,770	\$178,375	\$163,507	\$175,972	\$580,624
Athletes and Sports Competitors	12	\$9,801	\$22,102	\$42,322	\$12,172	\$86,397
Athletic Trainers	1	\$0	\$1,262	\$0	\$678	\$1,940
Audiologists	1	\$0	\$80	\$0	\$0	\$80
Audio-Visual Collections Specialists	1	\$0	\$60	\$0	\$0	\$60

	Files with Medical Payments	Rehabilitation	Doctors' Expenses	Hospital Expenses	Other Medical Expenses	Totals
Automotive Body and Related Repairers	29	\$9,420	\$41,135	\$34,540	\$26,946	\$112,041
Automotive Glass Installers and Repairers	7	\$8,014	\$7,183	\$36,806	\$2,688	\$54,691
Automotive Service Technicians and Mechanics	231	\$139,065	\$486,408	\$525,010	\$306,635	\$1,457,118
Automotive Technicians and Repairers	1	\$0	\$1,264	\$0	\$1,577	\$2,841
Baggage Porters and Bellhops	8	\$2,570	\$13,686	\$8,285	\$10,486	\$35,027
Bailiffs	2	\$0	\$308	\$1,432	\$70	\$1,810
Bailiffs, Correctional Officers, and Jailers	10	\$0	\$7,684	\$0	\$22,286	\$29,970
Bakers	21	\$5,659	\$11,243	\$15,705	\$49,606	\$82,213
Bartenders	28	\$14,769	\$94,724	\$50,568	\$30,578	\$190,639
Bill and Account Collectors	8	\$9,844	\$29,559	\$144,623	\$99,853	\$283,879
Billing and Posting Clerks and Machine Operators	6	\$0	\$6,233	\$5,608	\$8,420	\$20,261
Bindery Workers	6	\$3,335	\$21,660	\$1,892	\$8,516	\$35,403
Biological Scientists, All Other	1	\$0	\$0	\$0	\$0	\$0
Biomedical Engineers	3	\$0	\$477	\$3,982	\$80	\$4,539
Boilermakers	5	\$0	\$25,793	\$6,700	\$17,020	\$49,513
Bookbinders	1	\$0	\$499	\$245	\$1,852	\$2,596
Bookkeeping, Accounting, and Auditing Clerks	28	\$13,419	\$44,845	\$39,986	\$25,861	\$124,111
Brickmasons and Blockmasons	27	\$59,407	\$96,235	\$148,676	\$135,604	\$439,921
Brickmasons, Blockmasons, and Stonemasons	1	\$0	\$6,336	\$1,530	\$13	\$7,879
Broadcast Technicians	2	\$0	\$10,978	\$2,344	\$0	\$13,322
Brokerage Clerks	1	\$3,886	\$874	\$1,987	\$2,344	\$9,091
Budget Analysts	1	\$0	\$0	\$0	\$0	\$0
Building Cleaning Workers	2	\$0	\$3,079	\$277	\$54	\$3,410
Building Cleaning Workers, All Other	4	\$0	\$4,765	\$887	\$998	\$6,650
Bus and Truck Mechanics and Diesel Engine Specialists	1	\$950	\$507	\$902	\$222	\$2,581
Bus and Truck Mechanics and Diesel Engine Specialists	9	\$7,157	\$24,277	\$10,898	\$4,304	\$46,636
Bus Drivers, School	169	\$91,662	\$642,898	\$508,036	\$609,903	\$1,852,499
Bus Drivers, Transit and Intercity	114	\$62,236	\$172,766	\$157,729	\$148,437	\$541,169
Business Operations Specialists, All Other	3	\$0	\$2,394	\$0	\$456	\$2,850
Butchers and Meat Cutters	19	\$15,155	\$41,797	\$96,667	\$57,727	\$211,346
Cabinetmakers and Bench Carpenters	9	\$18,318	\$5,353	\$6,799	\$2,705	\$33,175
Camera Operators, Television, Video, and Motion Picture	1	\$0	\$830	\$4,689	\$771	\$6,290

	Files with Medical Payments	Rehabilitation	Doctors' Expenses	Hospital Expenses	Other Medical Expenses	Totals
Captains, Mates, and Pilots of Water Vessels	1	\$0	\$0	\$0	\$355	\$355
Cardiovascular Technologists and Technicians	8	\$2,622	\$17,220	\$39,138	\$22,207	\$81,187
Cargo and Freight Agents	9	\$4,454	\$12,192	\$11,406	\$1,493	\$29,545
Carpenters	1	\$0	\$1,668	\$0	\$1,967	\$3,635
Carpenters	287	\$443,298	\$1,304,708	\$2,660,647	\$1,351,538	\$5,760,191
Carpet Installers	13	\$4,485	\$12,700	\$13,838	\$21,823	\$52,846
Cashiers	160	\$98,257	\$315,569	\$450,054	\$384,500	\$1,248,379
Cement Masons and Concrete Finishers	27	\$18,408	\$195,720	\$144,019	\$54,057	\$412,204
Cement Masons, Concrete Finishers, and Terrazzo Workers	1	\$0	\$311	\$869	\$0	\$1,180
Cementing and Gluing Machine Operators and Tenders	1	\$0	\$0	\$0	\$1,438	\$1,438
Chefs and Head Cooks	26	\$8,802	\$61,041	\$47,413	\$18,618	\$135,874
Chemical Plant and System Operators	1	\$5,174	\$19,480	\$786	\$3,898	\$29,338
Chemical Technicians	3	\$0	\$127	\$0	\$1,445	\$1,572
Chemists	7	\$8,519	\$18,830	\$12,641	\$5,427	\$45,417
Chief Executives	36	\$16,722	\$199,138	\$259,640	\$91,072	\$566,572
Child Care Workers	32	\$37,042	\$56,100	\$82,414	\$91,744	\$267,299
Child, Family, and School Social Workers	3	\$0	\$6,673	\$1,267	\$4,774	\$12,714
Civil Engineers	4	\$0	\$3,132	\$572	\$1,698	\$5,402
Claims Adjusters, Examiners, and Investigators	5	\$0	\$1,218	\$0	\$6,634	\$7,852
Cleaners of Vehicles and Equipment	20	\$12,210	\$54,320	\$89,076	\$98,794	\$254,400
Cleaning, Washing, and Metal Pickling Equipment Operators and Tenders	1	\$0	\$337	\$919	\$0	\$1,256
Clergy	11	\$3,533	\$15,674	\$48,366	\$4,975	\$72,548
Clerical Workers	224	\$110,011	\$737,406	\$739,019	\$1,886,638	\$3,473,075
Clinical, Counseling, and School Psychologists	2	\$0	\$13,143	\$2,963	\$15,144	\$31,250
Coaches and Scouts	18	\$9,611	\$43,952	\$17,280	\$42,756	\$113,598
Coating, Painting, and Spraying Machine Setters, Operators, and Tenders	2	\$0	\$13	\$906	\$173	\$1,092
Coil Winders, Tapers, and Finishers	2	\$664	\$1,985	\$2,615	\$8,050	\$13,314
Coin, Vending, and Amusement Machine Servicers and Repairers	2	\$0	\$6,485	\$4,563	\$6,285	\$17,333
Combined Food Preparation and Serving Workers, Including Fast Food	126	\$17,610	\$136,440	\$300,338	\$336,209	\$790,596

	Files with Medical Payments	Rehabilitation	Doctors' Expenses	Hospital Expenses	Other Medical Expenses	Totals
Commercial Divers	1	\$831	\$377	\$0	\$1,589	\$2,797
Community and Social Service Specialists, All Other	2	\$0	\$0	\$0	\$420	\$420
Compensation and Benefits Managers	1	\$1,526	\$13,837	\$18,879	\$5,571	\$39,813
Compensation, Benefits, and Job Analysis Specialists	2	\$0	\$39	\$1,104	\$117	\$1,259
Compliance Officers, Except Agriculture, Construction, Health and Safety, and Transportation	4	\$0	\$26,788	\$0	\$64,668	\$91,456
Computer and Information Scientists, Research	1	\$0	\$2,203	\$0	\$661	\$2,865
Computer and Information Systems Managers	1	\$0	\$0	\$0	\$0	\$0
Computer Hardware Engineers	1	\$3,190	\$2,884	\$0	\$4,281	\$10,355
Computer Operators	2	\$0	\$926	\$0	\$1,655	\$2,581
Computer Programmers	5	\$0	\$4,137	\$2,313	\$5,762	\$12,213
Computer Science Teachers, Postsecondary	1	\$0	\$0	\$0	\$0	\$0
Computer Software Engineers, Applications	1	\$0	\$2,614	\$8,232	\$663	\$11,509
Computer Software Engineers, Systems Software	3	\$0	\$1,391	\$11,075	\$1,379	\$13,845
Computer Specialists, All Other	1	\$0	\$0	\$0	\$0	\$0
Computer Support Specialists	11	\$17,790	\$24,448	\$34,558	\$11,574	\$88,370
Computer Systems Analysts	13	\$4,819	\$15,778	\$20,722	\$5,652	\$46,970
Computer, Automated Teller, and Office Machine Repairers	1	\$0	\$0	\$0	\$100	\$100
Computer-Controlled Machine Tool Operators, Metal and Plastic	4	\$2,428	\$1,722	\$10,596	\$5,406	\$20,152
Concierges	1	\$0	\$2,032	\$0	\$229	\$2,261
Conservation Scientists	5	\$0	\$781	\$0	\$9,807	\$10,588
Construction and Building Inspectors	16	\$6,452	\$65,930	\$446,463	\$137,040	\$655,885
Construction and Related Workers, All Other	51	\$41,865	\$239,247	\$193,827	\$153,033	\$627,972
Construction Equipment Operators	2	\$3,691	\$4,732	\$48,286	\$0	\$56,709
Construction Laborers	263	\$197,944	\$697,284	\$1,214,323	\$1,378,713	\$3,488,264
Construction Managers	106	\$90,510	\$436,700	\$913,405	\$287,343	\$1,727,959
Continuous Mining Machine Operators	7	\$20,439	\$22,840	\$41,427	\$121,059	\$205,765
Control and Valve Installers and Repairers, Except Mechanical Door	1	\$0	\$378	\$1,760	\$0	\$2,138
Conveyor Operators and Tenders	2	\$4,678	\$5,901	\$41,332	\$24,642	\$76,553

	Files with Medical Payments	Rehabilitation	Doctors' Expenses	Hospital Expenses	Other Medical Expenses	Totals
Cooks	14	\$70	\$7,643	\$4,261	\$7,849	\$19,823
Cooks and Food Preparation Workers	4	\$3,347	\$4,879	\$8,042	\$12,739	\$29,007
Cooks, All Other	51	\$28,258	\$99,901	\$100,980	\$43,224	\$272,363
Cooks, Fast Food	28	\$1,563	\$36,815	\$38,988	\$23,946	\$101,312
Cooks, Institution and Cafeteria	43	\$31,179	\$57,024	\$63,576	\$95,242	\$247,020
Cooks, Restaurant	62	\$51,390	\$124,510	\$138,001	\$123,023	\$436,923
Cooks, Short Order	2	\$0	\$850	\$2,109	\$231	\$3,190
Correctional Officers and Jailers	371	\$6,495	\$352,815	\$41,224	\$770,110	\$1,170,644
Cost Estimators	3	\$0	\$2,785	\$10,401	\$3,752	\$16,938
Counselors, All Other	42	\$28,156	\$38,715	\$46,409	\$50,013	\$163,293
Counter and Rental Clerks	3	\$18	\$6,832	\$1,031	\$16,709	\$24,590
Counter Attendants, Cafeteria, Food Concession, and Coffee Shop	14	\$300	\$14,084	\$12,390	\$21,624	\$48,399
Couriers and Messengers	68	\$1,088	\$83,654	\$62,008	\$117,357	\$264,107
Court Reporters	1	\$133	\$318	\$7,010	\$0	\$7,461
Court, Municipal, and License Clerks	8	\$0	\$2,856	\$1,888	\$831	\$5,575
Craftsmen	796	\$1,065,426	\$2,925,111	\$6,199,564	\$7,336,377	\$17,526,478
Crane and Tower Operators	6	\$15,412	\$20,845	\$36,638	\$9,232	\$82,127
Credit Analysts	2	\$5,864	\$4,726	\$3,590	\$2,294	\$16,474
Crushing, Grinding, and Polishing Machine Setters, Operators, and Tenders	1	\$0	\$373	\$314	\$135	\$822
Customer Service Representatives	127	\$44,423	\$314,473	\$347,405	\$285,120	\$991,421
Cutters and Trimmers, Hand	7	\$3,767	\$12,073	\$14,967	\$5,134	\$35,941
Cutting and Slicing Machine Setters, Operators, and Tenders	4	\$5,071	\$2,082	\$2,557	\$2,107	\$11,817
Cutting, Punching, and Press Machine Setters, Operators, and Tenders, Metal and Plastic	7	\$6,581	\$24,307	\$51,541	\$56,900	\$139,329
Dancers	4	\$196	\$1,349	\$2,815	\$20,122	\$24,483
Data Entry Keyers	2	\$0	\$1,949	\$2,505	\$1,394	\$5,848
Dental Assistants	19	\$5,344	\$36,710	\$20,030	\$9,313	\$71,397
Dental Hygienists	5	\$0	\$10,357	\$7,946	\$5,415	\$23,718
Dentists, General	3	\$0	\$4,772	\$75	\$2,038	\$6,885
Detectives and Criminal Investigators	20	\$3,112	\$51,766	\$13,498	\$40,939	\$109,315
Diagnostic Medical Sonographers	3	\$0	\$12,352	\$155	\$12,553	\$25,060
Dietetic Technicians	17	\$505	\$19,748	\$15,497	\$9,146	\$44,896
Dietitians and Nutritionists	9	\$0	\$810	\$4,984	\$24,115	\$29,909

	Files with Medical Payments	Rehabilitation	Doctors' Expenses	Hospital Expenses	Other Medical Expenses	Totals
Dining Room and Cafeteria Attendants and Bartender Helpers	1	\$0	\$658	\$0	\$2,048	\$2,706
Dining Room and Cafeteria Attendants and Bartender Helpers	47	\$10,938	\$43,876	\$21,260	\$169,840	\$245,914
Directors, Religious Activities and Education	11	\$5,154	\$18,946	\$88,010	\$7,465	\$119,574
Dishwashers	1	\$0	\$0	\$0	\$1,431	\$1,431
Dishwashers	26	\$14,038	\$46,620	\$43,953	\$40,944	\$145,555
Dispatchers, Except Police, Fire, and Ambulance	3	\$378	\$37,503	\$63,145	\$13,697	\$114,723
Door-to-Door Sales Workers, News and Street Vendors, and Related Workers	1	\$891	\$615	\$0	\$1,979	\$3,485
Drafters, All Other	1	\$2,986	\$9,557	\$28,861	\$2,962	\$44,366
Drilling and Boring Machine Tool Setters, Operators, and Tenders, Metal and Plastic	1	\$0	\$107	\$2,133	\$0	\$2,240
Driver/Sales Workers	23	\$21,459	\$138,394	\$51,192	\$40,249	\$251,294
Drywall and Ceiling Tile Installers	40	\$39,409	\$146,558	\$211,180	\$61,122	\$458,270
Drywall Installers, Ceiling Tile Installers, and Tapers	1	\$400	\$1,081	\$1,961	\$560	\$4,002
Earth Drillers, Except Oil and Gas	4	\$6,577	\$12,777	\$26,393	\$16,073	\$61,820
Editors	2	\$0	\$504	\$0	\$3,560	\$4,064
Education Administrators, All Other	2	\$0	\$928	\$1,583	\$660	\$3,171
Education Administrators, Elementary and Secondary School	17	\$0	\$25,792	\$20,953	\$11,691	\$58,436
Education Administrators, Postsecondary	8	\$0	\$14,902	\$0	\$1,290	\$16,192
Education Administrators, Preschool and Child Care Center/Program	9	\$0	\$5,710	\$14,489	\$22,000	\$42,200
Education Teachers, Postsecondary	72	\$19,090	\$114,659	\$121,330	\$106,187	\$361,266
Education, Training, and Library Workers, All Other	2	\$690	\$877	\$0	\$1,867	\$3,434
Educational, Vocational, and School Counselors	12	\$3,147	\$6,373	\$6,186	\$16,657	\$32,363
Electrical and Electronic Engineering Technicians	9	\$9,298	\$15,574	\$16,026	\$7,140	\$48,038
Electrical and Electronic Equipment Assemblers	1	\$0	\$430	\$623	\$0	\$1,053
Electrical and Electronic Equipment Mechanics, Installers, and Repairers	1	\$166	\$293	\$0	\$360	\$819

	Files with Medical Payments	Rehabilitation	Doctors' Expenses	Hospital Expenses	Other Medical Expenses	Totals
Electrical and Electronics Installers and Repairers, Transportation Equipment	1	\$0	\$1,798	\$8,953	\$209	\$10,960
Electrical and Electronics Repairers, Commercial and Industrial Equipment	6	\$0	\$18,034	\$8,930	\$23,869	\$50,833
Electrical and Electronics Repairers, Powerhouse, Substation, and Relay	4	\$2,821	\$2,635	\$8,108	\$7,681	\$21,245
Electrical Power-Line Installers and Repairers	19	\$107,130	\$103,232	\$222,473	\$108,846	\$541,680
Electricians	198	\$141,706	\$477,642	\$1,224,332	\$377,742	\$2,221,422
Electronic Home Entertainment Equipment Installers and Repairers	2	\$0	\$346	\$0	\$486	\$832
Electronics Engineers, Except Computer	1	\$0	\$0	\$4,715	\$335	\$5,050
Elementary School Teachers, Except Special Education	2	\$0	\$1,011	\$0	\$4,064	\$5,075
Elevator Installers and Repairers	1	\$408	\$2,607	\$7,699	\$3,069	\$13,783
Embalmers	1	\$0	\$200	\$0	\$0	\$200
Emergency Management Specialists	5	\$4,952	\$13,420	\$3,949	\$3,046	\$25,367
Emergency Medical Technicians and Paramedics	1	\$0	\$4,606	\$0	\$295	\$4,901
Emergency Medical Technicians and Paramedics	79	\$34,682	\$65,950	\$77,516	\$68,612	\$246,760
Employment, Recruitment, and Placement Specialists	3	\$1,825	\$11,201	\$7,415	\$2,514	\$22,955
Engine and Other Machine Assemblers	3	\$1,543	\$2,523	\$0	\$2,729	\$6,795
Engineering Managers	2	\$5,175	\$3,952	\$0	\$24,876	\$34,003
Engineering Technicians, Except Drafters, All Other	7	\$2,207	\$5,744	\$3,722	\$5,020	\$16,693
Engineers	1	\$0	\$1,603	\$0	\$402	\$2,005
Engineers, All Other	30	\$9,343	\$58,048	\$38,461	\$29,494	\$135,345
English Language and Literature Teachers, Postsecondary	1	\$0	\$3,600	\$0	\$7,705	\$11,305
Entertainers and Performers, Sports and Related Workers	2	\$492	\$367	\$2,677	\$423	\$3,959
Entertainers and Performers, Sports and Related Workers, All Other	4	\$1,458	\$2,982	\$2,362	\$431	\$7,233
Entertainment Attendants and Related Workers, All Other	2	\$0	\$846	\$11,977	\$428	\$13,250
Environmental Engineering Technicians	1	\$0	\$0	\$2,116	\$0	\$2,116
Environmental Engineers	1	\$0	\$8,108	\$0	\$2,335	\$10,443
Environmental Scientists and Specialists, Including Health	2	\$0	\$717	\$0	\$7,009	\$7,726

	Files with Medical Payments	Rehabilitation	Doctors' Expenses	Hospital Expenses	Other Medical Expenses	Totals
Excavating and Loading Machine and Dragline Operators	5	\$22,352	\$62,966	\$102,750	\$37,019	\$225,087
Executive Secretaries and Administrative Assistants	158	\$9,581	\$185,520	\$132,391	\$295,851	\$623,343
Explosives Workers, Ordnance Handling Experts, and Blasters	2	\$2,456	\$3,845	\$29,343	\$837	\$36,481
Extraction Workers, All Other	5	\$3,511	\$2,449	\$33,565	\$4,960	\$44,485
Extruding and Drawing Machine Setters, Operators, and Tenders, Metal and Plastic	2	\$5,177	\$4,707	\$25,646	\$1,680	\$37,210
Extruding and Forming Machine Setters, Operators, and Tenders, Synthetic and Glass Fibers	6	\$7,322	\$12,781	\$1,295	\$5,372	\$26,770
Extruding, Forming, Pressing, and Compacting Machine Setters, Operators, and Tenders	2	\$693	\$432	\$400	\$40,041	\$41,566
Fallers	2	\$9,123	\$4,069	\$944	\$2,310	\$16,445
Family and General Practitioners	2	\$0	\$1,067	\$1,471	\$1,896	\$4,434
Farm Laborers & Foremen	10	\$8,172	\$20,119	\$30,358	\$170,438	\$229,087
Farm and Home Management Advisors	1	\$0	\$268	\$0	\$16	\$284
Farm Labor Contractors	1	\$1,134	\$5,425	\$0	\$1,849	\$8,408
Farm, Ranch, and Other Agricultural Managers	3	\$3,317	\$5,489	\$0	\$2,738	\$11,544
Farmers & Farm Managers	5	\$0	\$10,332	\$75,336	\$61,718	\$147,386
Farmers and Ranchers	18	\$37,734	\$46,979	\$343,673	\$242,397	\$670,783
Farmworkers and Laborers, Crop, Nursery, and Greenhouse	38	\$32,974	\$68,790	\$353,780	\$129,592	\$585,136
Farmworkers, Farm and Ranch Animals	38	\$28,494	\$78,293	\$140,608	\$47,117	\$294,512
File Clerks	8	\$2,576	\$8,649	\$8,596	\$8,833	\$28,654
Financial Analysts	5	\$279	\$1,480	\$0	\$1,528	\$3,286
Financial Examiners	2	\$589	\$54	\$0	\$163	\$806
Financial Managers	10	\$11,874	\$27,993	\$19,111	\$14,960	\$73,938
Financial Specialists, All Other	1	\$0	\$0	\$0	\$0	\$0
Fine Artists, Including Painters, Sculptors, and Illustrators	2	\$0	\$864	\$485	\$1,789	\$3,138
Fire Fighters	460	\$123,055	\$678,996	\$1,070,511	\$860,909	\$2,733,472
Fire Inspectors and Investigators	1	\$0	\$2,060	\$8,245	\$0	\$10,305
First-Line Supervisors/Managers of Construction Trades and Extraction Workers	29	\$28,716	\$82,197	\$407,796	\$22,720	\$541,429
First-Line Supervisors/Managers of Construction Trades and Extraction Workers	11	\$748	\$26,551	\$27,390	\$19,073	\$73,762

	Files with Medical Payments	Rehabilitation	Doctors' Expenses	Hospital Expenses	Other Medical Expenses	Totals
First-Line Supervisors/Managers of Correctional Officers	16	\$18,452	\$22,238	\$14,947	\$24,307	\$79,944
First-Line Supervisors/Managers of Farming, Fishing, and Forestry Workers	11	\$11,500	\$34,691	\$41,014	\$44,365	\$131,570
First-Line Supervisors/Managers of Fire Fighting and Prevention Workers	22	\$6,234	\$43,253	\$41,767	\$589,997	\$681,250
First-Line Supervisors/Managers of Food Preparation and Serving Workers	29	\$7,826	\$40,225	\$14,228	\$22,879	\$85,158
First-Line Supervisors/Managers of Helpers, Laborers, and Material Movers, Hand	7	\$42,946	\$77,906	\$52,775	\$46,985	\$220,612
First-Line Supervisors/Managers of Housekeeping and Janitorial Workers	26	\$6,916	\$21,996	\$35,409	\$65,594	\$129,915
First-Line Supervisors/Managers of Landscaping, Lawn Service, and Groundskeeping Workers	13	\$12,300	\$56,968	\$56,118	\$28,970	\$154,356
First-Line Supervisors/Managers of Mechanics, Installers, and Repairers	20	\$98,674	\$181,510	\$295,588	\$134,358	\$710,129
First-Line Supervisors/Managers of Non-Retail Sales Workers	3	\$6,539	\$5,910	\$12,315	\$2,257	\$27,021
First-Line Supervisors/Managers of Office and Administrative Support Workers	22	\$7,556	\$32,499	\$89,976	\$50,002	\$180,033
First-Line Supervisors/Managers of Police and Detectives	26	\$4,862	\$13,839	\$20,970	\$13,649	\$53,321
First-Line Supervisors/Managers of Production and Operating Workers	1	\$0	\$79	\$341	\$0	\$420
First-Line Supervisors/Managers of Production and Operating Workers	20	\$16,448	\$33,530	\$21,167	\$26,677	\$97,822
First-Line Supervisors/Managers of Retail Sales Workers	98	\$81,328	\$237,485	\$297,866	\$253,707	\$870,386

	Files with Medical Payments	Rehabilitation	Doctors' Expenses	Hospital Expenses	Other Medical Expenses	Totals
First-Line Supervisors/Managers of Transportation and Material-Moving Machine and Vehicle Operators	2	\$0	\$1,969	\$0	\$669	\$2,638
First-Line Supervisors/Managers, Fire Fighting and Prevention Workers	1	\$0	\$0	\$0	\$496	\$496
First-Line Supervisors/Managers, Food Preparation and Serving Workers	5	\$500	\$4,865	\$5,077	\$12,747	\$23,189
First-Line Supervisors/Managers, Protective Service Workers	3	\$0	\$10,754	\$0	\$2,648	\$13,402
First-Line Supervisors/Managers, Protective Service Workers, All Other	10	\$47	\$3,847	\$2,499	\$658	\$7,051
Fish and Game Wardens	8	\$850	\$10,580	\$29,300	\$39,897	\$80,627
Fitness Trainers and Aerobics Instructors	12	\$881	\$19,373	\$13,787	\$2,895	\$36,935
Flight Attendants	29	\$113,011	\$72,487	\$133,282	\$73,046	\$391,827
Floor Layers, Except Carpet, Wood, and Hard Tiles	6	\$0	\$3,592	\$10,275	\$16,253	\$30,120
Floor Sanders and Finishers	2	\$0	\$8,017	\$145	\$999	\$9,161
Floral Designers	9	\$30,413	\$32,582	\$70,346	\$21,714	\$155,055
Food and Beverage Serving Workers	9	\$0	\$3,026	\$6,983	\$932	\$10,941
Food and Tobacco Roasting, Baking, and Drying Machine Operators and Tenders	4	\$0	\$4,024	\$21,169	\$15,275	\$40,468
Food Batchmakers	3	\$0	\$6,922	\$16,288	\$20,877	\$44,087
Food Cooking Machine Operators and Tenders	2	\$0	\$461	\$2,212	\$239	\$2,912
Food Preparation and Serving Related Occupations	3	\$0	\$211	\$0	\$4,111	\$4,322
Food Preparation and Serving Related Workers, All Other	14	\$5,534	\$38,749	\$13,408	\$51,360	\$109,052
Food Preparation Workers	171	\$55,045	\$262,259	\$260,996	\$216,732	\$795,032
Food Preparation Workers	2	\$0	\$1,390	\$332	\$37	\$1,759
Food Processing Workers	4	\$5,362	\$3,350	\$964	\$8,951	\$18,627
Food Servers, Nonrestaurant	22	\$17,880	\$24,200	\$5,188	\$12,329	\$59,597
Food Service Managers	36	\$1,489	\$67,651	\$84,760	\$36,067	\$189,967
Foreign Language and Literature Teachers, Postsecondary	1	\$0	\$125	\$0	\$8	\$133
Forest and Conservation Technicians	3	\$0	\$3,015	\$0	\$1,630	\$4,645

	Files with Medical Payments	Rehabilitation	Doctors' Expenses	Hospital Expenses	Other Medical Expenses	Totals
Forest and Conservation Workers	1	\$0	\$204	\$0	\$3,459	\$3,663
Foresters	3	\$3,720	\$12,360	\$3,715	\$29,572	\$49,367
Forging Machine Setters, Operators, and Tenders, Metal and Plastic	1	\$1,414	\$262	\$1,019	\$117	\$2,812
Funeral Attendants	2	\$0	\$4,646	\$83,005	\$36	\$87,687
Funeral Directors	1	\$2,255	\$799	\$0	\$6,177	\$9,231
Furnace, Kiln, Oven, Drier, and Kettle Operators and Tenders	4	\$5,438	\$23,173	\$18,636	\$23,824	\$71,071
Furniture Finishers	3	\$0	\$22,561	\$7,378	\$8,072	\$38,011
Gaming Change Persons and Booth Cashiers	1	\$0	\$2,972	\$0	\$1,538	\$4,510
Gaming Dealers	1	\$7,741	\$14,951	\$15,189	\$2,289	\$40,170
Gas Compressor and Gas Pumping Station Operators	1	\$0	\$523	\$0	\$611	\$1,134
General and Operations Managers	317	\$245,221	\$718,865	\$896,750	\$569,318	\$2,430,154
General and Operations Managers	2	\$0	\$1,521	\$436	\$1,920	\$3,877
Geological and Petroleum Technicians	1	\$0	\$146	\$0	\$0	\$146
Glaziers	17	\$17,872	\$56,322	\$199,625	\$61,506	\$335,325
Graders and Sorters, Agricultural Products	4	\$1,179	\$7,367	\$3,008	\$1,340	\$12,894
Graduate Teaching Assistants	1	\$0	\$3,200	\$0	\$15,360	\$18,560
Graphic Designers	4	\$4,420	\$1,876	\$668	\$857	\$7,821
Grinding and Polishing Workers, Hand	1	\$0	\$4,231	\$2,333	\$875	\$7,439
Grounds Maintenance Workers	2	\$1,250	\$2,483	\$236	\$6,018	\$9,987
Grounds Maintenance Workers, All Other	10	\$4,954	\$40,971	\$168,517	\$40,830	\$255,272
Hairdressers, Hairstylists, and Cosmetologists	25	\$38,758	\$49,368	\$49,506	\$60,918	\$198,550
Hazardous Materials Removal Workers	1	\$0	\$0	\$0	\$38	\$38
Health and Safety Engineers, Except Mining Safety Engineers and Inspectors	1	\$0	\$919	\$0	\$736	\$1,654
Health Educators	1	\$0	\$569	\$0	\$1,277	\$1,846
Health Specialties Teachers, Postsecondary	3	\$0	\$1,069	\$2,318	\$105	\$3,492
Health Technologists and Technicians, All Other	3	\$0	\$3,069	\$0	\$784	\$3,853
Healthcare Support Workers, All Other	12	\$10,145	\$12,763	\$20,946	\$21,935	\$65,790
Heating, Air Conditioning, and Refrigeration Mechanics and Installers	95	\$59,271	\$188,034	\$316,305	\$150,739	\$714,349

	Files with Medical Payments	Rehabilitation	Doctors' Expenses	Hospital Expenses	Other Medical Expenses	Totals
Heavy Vehicle and Mobile Equipment Service Technicians and Mechanics	2	\$0	\$1,609	\$4,151	\$0	\$5,760
Helpers, Construction Trades, All Other	14	\$4,787	\$99,238	\$148,186	\$57,112	\$309,323
Helpers--Brickmasons, Blockmasons, Stonemasons, and Tile and Marble Setters	5	\$10,018	\$3,276	\$1,816	\$2,812	\$17,922
Helpers--Carpenters	30	\$20,685	\$76,186	\$255,715	\$48,398	\$400,984
Helpers--Electricians	26	\$7,369	\$71,736	\$107,378	\$11,472	\$197,955
Helpers--Extraction Workers	9	\$2,691	\$10,288	\$21,291	\$17,540	\$51,810
Helpers--Installation, Maintenance, and Repair Workers	16	\$25,311	\$84,369	\$79,394	\$42,546	\$231,620
Helpers--Painters, Paperhangers, Plasterers, and Stucco Masons	14	\$9,237	\$14,851	\$54,945	\$29,987	\$109,020
Helpers--Pipelayers, Plumbers, Pipefitters, and Steamfitters	19	\$20,679	\$46,362	\$38,061	\$34,121	\$139,224
Helpers--Production Workers	86	\$72,858	\$250,363	\$426,709	\$207,066	\$956,995
Helpers--Roofers	5	\$9,270	\$17,922	\$22,848	\$12,240	\$62,280
Highway Maintenance Workers	17	\$0	\$24,374	\$1,973	\$49,458	\$75,805
Historians	1	\$0	\$0	\$0	\$0	\$0
Home Appliance Repairers	5	\$0	\$17,497	\$38,852	\$2,288	\$58,637
Home Health Aides	10	\$14,102	\$14,156	\$17,885	\$30,814	\$76,958
Hosts and Hostesses, Restaurant, Lounge, and Coffee Shop	11	\$934	\$6,906	\$5,911	\$5,264	\$19,015
Hotel, Motel, and Resort Desk Clerks	7	\$639	\$4,091	\$7,049	\$1,487	\$13,266
Human Resources Assistants, Except Payroll and Timekeeping	5	\$0	\$9,824	\$10,553	\$2,677	\$23,054
Human Resources Managers	7	\$9,750	\$11,946	\$1,114	\$17,323	\$40,133
Human Resources Managers, All Other	1	\$4,098	\$3,337	\$26,983	\$423	\$34,841
Human Resources, Training, and Labor Relations Specialists, All Other	4	\$0	\$2,433	\$15,994	\$8,498	\$26,925
Industrial Engineers	1	\$0	\$866	\$0	\$1,541	\$2,407
Industrial Machinery Mechanics	15	\$22,736	\$34,920	\$43,027	\$63,788	\$164,471
Industrial Production Managers	6	\$1,531	\$3,835	\$5,443	\$1,243	\$12,052
Industrial Production Managers	1	\$993	\$5,354	\$12,295	\$110	\$18,752
Industrial Truck and Tractor Operators	54	\$70,917	\$97,742	\$99,264	\$63,913	\$331,837
Information and Record Clerks, All Other	2	\$0	\$355	\$409	\$0	\$764
Inspectors, Testers, Sorters, Samplers, and Weighers	23	\$54,619	\$70,230	\$133,367	\$105,191	\$363,406

	Files with Medical Payments	Rehabilitation	Doctors' Expenses	Hospital Expenses	Other Medical Expenses	Totals
Installation, Maintenance, and Repair Workers, All Other	41	\$25,948	\$67,752	\$145,133	\$44,362	\$283,195
Instructional Coordinators	1	\$0	\$17,291	\$3,217	\$3,806	\$24,314
Insulation Workers, Floor, Ceiling, and Wall	7	\$10,848	\$13,311	\$39,612	\$21,207	\$84,978
Insulation Workers, Mechanical	1	\$1,737	\$6,010	\$8,833	\$3,385	\$19,965
Insurance Appraisers, Auto Damage	1	\$2,785	\$745	\$0	\$2,607	\$6,137
Insurance Claims and Policy Processing Clerks	3	\$171	\$1,083	\$1,843	\$6,151	\$9,248
Insurance Sales Agents	2	\$764	\$1,045	\$8,629	\$1,049	\$11,487
Insurance Underwriters	2	\$4,192	\$8,583	\$3,033	\$2,005	\$17,813
Interior Designers	1	\$0	\$1,123	\$0	\$0	\$1,123
Interpreters and Translators	8	\$0	\$13,537	\$6,016	\$7,777	\$27,331
Janitors and Cleaners, Except Maids and Housekeeping Cleaners	256	\$107,668	\$378,548	\$447,449	\$496,909	\$1,430,575
Job Printers	5	\$5,751	\$4,951	\$10,983	\$1,002	\$22,687
Judges, Magistrate Judges, and Magistrates	4	\$0	\$8,047	\$0	\$2,050	\$10,097
Laborers and Freight, Stock, and Material Movers, Hand	185	\$108,304	\$320,497	\$576,505	\$302,751	\$1,308,058
Laborers, Except Farm	508	\$751,112	\$2,158,097	\$2,893,403	\$4,596,918	\$10,399,530
Landscaping and Groundskeeping Workers	151	\$117,758	\$307,881	\$423,375	\$157,672	\$1,006,685
Lathe and Turning Machine Tool Setters, Operators, and Tenders, Metal and Plastic	1	\$0	\$625	\$0	\$198	\$823
Laundry and Dry-Cleaning Workers	20	\$7,024	\$30,906	\$19,478	\$10,153	\$67,561
Law Clerks	1	\$0	\$253	\$0	\$1,568	\$1,822
Law Enforcement Workers	1	\$0	\$2,050	\$0	\$201	\$2,251
Lawyers	3	\$0	\$1,650	\$0	\$283	\$1,934
Lay-Out Workers, Metal and Plastic	1	\$0	\$1,731	\$0	\$0	\$1,731
Legal Secretaries	4	\$0	\$6,201	\$3,684	\$874	\$10,759
Legislators	1	\$0	\$62	\$0	\$107	\$169
Librarians	10	\$0	\$5,705	\$12,932	\$151,625	\$170,261
Library Assistants, Clerical	6	\$0	\$1,752	\$657	\$5,891	\$8,300
Library Technicians	3	\$495	\$4,893	\$646	\$1,331	\$7,365
Licensed Practical and Licensed Vocational Nurses	172	\$96,378	\$323,017	\$562,489	\$246,131	\$1,228,015
Licensed Practical and Licensed Vocational Nurses	1	\$0	\$1,448	\$0	\$21,598	\$23,046
Lifeguards, Ski Patrol, and Other Recreational Protective Service Workers	19	\$256	\$13,878	\$7,151	\$4,825	\$26,110

	Files with Medical Payments	Rehabilitation	Doctors' Expenses	Hospital Expenses	Other Medical Expenses	Totals
Loading Machine Operators, Underground Mining	1	\$0	\$0	\$0	\$1,024	\$1,024
Loan Interviewers and Clerks	1	\$0	\$748	\$0	\$529	\$1,277
Locksmiths and Safe Repairers	6	\$971	\$6,447	\$12,322	\$3,774	\$23,514
Log Graders and Scalers	3	\$0	\$22,213	\$4,887	\$2,149	\$29,249
Logging Equipment Operators	5	\$539	\$2,361	\$2,696	\$3,968	\$9,565
Logging Workers, All Other	16	\$10,918	\$50,767	\$235,405	\$17,313	\$314,402
Logisticians	4	\$488	\$4,293	\$4,272	\$2,628	\$11,681
Machine Feeders and Offbearers	2	\$0	\$625	\$1,833	\$82	\$2,540
Machinists	59	\$42,450	\$121,772	\$120,443	\$64,153	\$348,818
Maids and Housekeeping Cleaners	260	\$88,769	\$327,920	\$298,425	\$362,507	\$1,077,622
Mail Clerks and Mail Machine Operators, Except Postal Service	21	\$14,607	\$23,188	\$14,951	\$25,791	\$78,537
Maintenance and Repair Workers, General	492	\$250,955	\$1,039,255	\$1,579,391	\$876,047	\$3,745,648
Maintenance Workers, Machinery	6	\$0	\$9,679	\$11,211	\$1,927	\$22,816
Management Analysts	2	\$3,953	\$2,757	\$0	\$1,044	\$7,754
Managers / Administrators	259	\$484,612	\$1,691,029	\$2,733,591	\$2,638,868	\$7,548,101
Managers, All Other	661	\$416,912	\$1,495,293	\$2,679,254	\$1,283,197	\$5,874,655
Marine Engineers and Naval Architects	2	\$0	\$780	\$1,409	\$0	\$2,189
Marketing Managers	6	\$2,194	\$5,633	\$2,624	\$2,332	\$12,783
Massage Therapists	1	\$0	\$2,014	\$4,721	\$518	\$7,253
Material Moving Workers	1	\$0	\$67	\$0	\$0	\$67
Material Moving Workers, All Other	8	\$6,918	\$27,487	\$30,611	\$19,435	\$84,451
Meat, Poultry, and Fish Cutters and Trimmers	15	\$7,972	\$20,955	\$15,448	\$8,117	\$52,492
Mechanical Door Repairers	3	\$2,158	\$31,282	\$14,117	\$1,739	\$49,296
Mechanical Engineers	7	\$840	\$17,151	\$481	\$10,609	\$29,081
Medical and Clinical Laboratory Technicians	10	\$2,634	\$23,472	\$52,206	\$4,947	\$83,259
Medical and Clinical Laboratory Technologists	16	\$6,159	\$13,473	\$6,419	\$40,683	\$66,734
Medical and Health Services Managers	5	\$5,237	\$4,898	\$1,064	\$16,846	\$28,045
Medical and Health Services Managers	1	\$0	\$1,168	\$0	\$258	\$1,426
Medical and Public Health Social Workers	10	\$5,181	\$35,015	\$8,350	\$14,108	\$62,655
Medical Appliance Technicians	1	\$0	\$2,076	\$412	\$646	\$3,134
Medical Assistants	30	\$19,125	\$53,107	\$37,409	\$23,716	\$133,357

	Files with Medical Payments	Rehabilitation	Doctors' Expenses	Hospital Expenses	Other Medical Expenses	Totals
Medical Records and Health Information Technicians	4	\$1,464	\$5,425	\$2,730	\$730	\$10,349
Medical Secretaries	4	\$27,437	\$20,931	\$77,453	\$28,281	\$154,102
Medical Transcriptionists	1	\$0	\$0	\$0	\$168	\$168
Meeting and Convention Planners	1	\$0	\$841	\$0	\$2,494	\$3,335
Mental Health and Substance Abuse Social Workers	6	\$6,358	\$13,097	\$24,588	\$20,066	\$64,108
Mental Health Counselors	21	\$36,058	\$54,071	\$72,028	\$121,541	\$283,698
Merchandise Displayers and Window Trimmers	7	\$22,383	\$12,377	\$12,248	\$22,451	\$69,459
Metal Workers and Plastic Workers, All Other	2	\$473	\$4,521	\$11,174	\$846	\$17,014
Meter Readers, Utilities	8	\$1,617	\$15,280	\$36,113	\$2,401	\$55,410
Military Officer Special and Tactical Operations Leaders/Managers, All Other	1	\$0	\$8,057	\$0	\$1,086	\$9,142
Milling and Planing Machine Setters, Operators, and Tenders, Metal and Plastic	1	\$0	\$1,636	\$0	\$80	\$1,716
Millwrights	12	\$1,194	\$12,707	\$17,234	\$24,050	\$55,184
Mine Cutting and Channeling Machine Operators	15	\$10,171	\$72,060	\$198,093	\$31,128	\$311,452
Mining and Geological Engineers, Including Mining Safety Engineers	2	\$0	\$255	\$0	\$1,933	\$2,188
Mining Machine Operators, All Other	14	\$0	\$5,156	\$52,870	\$193,555	\$251,581
Miscellaneous Education, Training, and Library Workers	1	\$0	\$9,914	\$10,120	\$4,050	\$24,084
Miscellaneous Food Processing Workers	1	\$3,322	\$684	\$629	\$88	\$4,723
Miscellaneous Motor Vehicle Operators	60	\$38,222	\$137,389	\$200,175	\$57,976	\$433,762
Miscellaneous Protective Service Workers	1	\$0	\$0	\$1,201	\$11	\$1,212
Mixing and Blending Machine Setters, Operators, and Tenders	3	\$873	\$5,370	\$2,040	\$2,286	\$10,569
Mobile Heavy Equipment Mechanics, Except Engines	63	\$40,045	\$183,456	\$234,474	\$75,188	\$533,163
Molders, Shapers, and Casters, Except Metal and Plastic	5	\$467	\$5,023	\$11,424	\$2,257	\$19,171
Molding, Coremaking, and Casting Machine Setters, Operators, and Tenders, Metal and Plastic	1	\$2,017	\$2,973	\$4,881	\$0	\$9,871
Motion Picture Projectionists	3	\$0	\$130	\$4,434	\$726	\$5,290
Motor Vehicle Operators, All Other	64	\$28,301	\$160,890	\$173,814	\$318,771	\$681,776
Motorboat Mechanics	2	\$331	\$1,058	\$3,149	\$0	\$4,538

	Files with Medical Payments	Rehabilitation	Doctors' Expenses	Hospital Expenses	Other Medical Expenses	Totals
Motorcycle Mechanics	1	\$2,286	\$9,179	\$0	\$405	\$11,870
Multiple Machine Tool Setters, Operators, and Tenders, Metal and Plastic	25	\$10,208	\$25,114	\$72,876	\$15,739	\$123,937
Museum Technicians and Conservators	2	\$1,450	\$797	\$0	\$0	\$2,247
Music Directors and Composers	2	\$0	\$548	\$2,135	\$106	\$2,788
Musical Instrument Repairers and Tuners	1	\$0	\$1,150	\$1,581	\$38	\$2,769
Musicians and Singers	1	\$0	\$214	\$0	\$0	\$214
Natural Sciences Managers	1	\$0	\$7,255	\$0	\$300	\$7,555
Network and Computer Systems Administrators	7	\$984	\$5,322	\$3,563	\$8,115	\$17,984
Network Systems and Data Communications Analysts	3	\$756	\$9,183	\$0	\$2,290	\$12,229
Nonfarm Animal Caretakers	36	\$14,209	\$69,051	\$46,833	\$31,467	\$161,560
Nuclear Engineers	2	\$0	\$940	\$681	\$0	\$1,621
Nursing Aides, Orderlies, and Attendants	732	\$321,201	\$875,865	\$885,681	\$1,296,960	\$3,379,707
Nursing Instructors and Teachers, Postsecondary	1	\$0	\$871	\$0	\$858	\$1,729
Nursing, Psychiatric, and Home Health Aides	1	\$837	\$797	\$0	\$176	\$1,810
Occupational Health and Safety Specialists	1	\$0	\$62	\$0	\$2	\$64
Occupational Therapist Aides	5	\$1,131	\$4,445	\$1,309	\$9,389	\$16,274
Occupational Therapist Assistants	3	\$3,478	\$809	\$0	\$531	\$4,818
Occupational Therapists	6	\$18,547	\$96,925	\$283,185	\$16,710	\$415,367
Office and Administrative Support Occupations	1	\$0	\$0	\$0	\$0	\$0
Office and Administrative Support Workers, All Other	30	\$7,316	\$35,211	\$80,697	\$23,286	\$146,510
Office Clerks, General	116	\$53,149	\$203,502	\$94,231	\$190,048	\$540,930
Office Machine Operators, Except Computer	4	\$1,752	\$3,859	\$12,197	\$4,580	\$22,388
Operating Engineers and Other Construction Equipment Operators	81	\$17,838	\$157,598	\$198,133	\$158,270	\$531,839
Operatives, Except Transport	571	\$639,606	\$2,328,924	\$3,327,834	\$4,957,461	\$11,253,825
Ophthalmic Laboratory Technicians	1	\$0	\$318	\$835	\$0	\$1,153
Order Clerks	13	\$3,893	\$6,005	\$2,688	\$12,026	\$24,612
Orthodontists	1	\$0	\$1,300	\$1,604	\$806	\$3,710
Other Food Preparation and Serving Related Workers	2	\$0	\$1,917	\$757	\$208	\$2,882
Other Office and Administrative Support Workers	3	\$0	\$525	\$0	\$2,738	\$3,263

	Files with Medical Payments	Rehabilitation	Doctors' Expenses	Hospital Expenses	Other Medical Expenses	Totals
Other Sales and Related Workers	1	\$4,252	\$995	\$0	\$1,281	\$6,528
Outdoor Power Equipment and Other Small Engine Mechanics	2	\$1,753	\$5,110	\$2,611	\$109	\$9,583
Packaging and Filling Machine Operators and Tenders	14	\$17,122	\$29,868	\$20,342	\$15,642	\$82,974
Packers and Packagers, Hand	46	\$30,285	\$84,575	\$59,402	\$45,095	\$219,358
Painters, Construction and Maintenance	97	\$105,727	\$331,592	\$843,684	\$285,961	\$1,566,964
Painters, Transportation Equipment	3	\$0	\$3,494	\$8,592	\$424	\$12,510
Painting, Coating, and Decorating Workers	2	\$146	\$1,239	\$0	\$2,151	\$3,536
Paper Goods Machine Setters, Operators, and Tenders	2	\$0	\$253	\$0	\$3,455	\$3,708
Paralegals and Legal Assistants	7	\$15,273	\$29,099	\$30,266	\$44,968	\$119,606
Parking Enforcement Workers	2	\$6,379	\$9,166	\$7,625	\$9,291	\$32,460
Parking Lot Attendants	7	\$3,094	\$7,010	\$1,270	\$5,410	\$16,784
Parts Salespersons	6	\$864	\$1,486	\$878	\$619	\$3,847
Paving, Surfacing, and Tamping Equipment Operators	1	\$0	\$0	\$0	\$0	\$0
Payroll and Timekeeping Clerks	10	\$0	\$7,642	\$0	\$36,284	\$43,926
Personal and Home Care Aides	9	\$12,445	\$11,620	\$12,424	\$43,335	\$79,824
Personal Care and Service Workers, All Other	5	\$2,086	\$10,478	\$8,855	\$15,187	\$36,606
Pest Control Workers	9	\$8,047	\$32,901	\$50,036	\$16,383	\$107,367
Pesticide Handlers, Sprayers, and Applicators, Vegetation	5	\$2,033	\$5,278	\$29,807	\$11,485	\$48,604
Petroleum Engineers	2	\$0	\$1,534	\$802	\$18	\$2,354
Pharmacists	5	\$1,736	\$3,205	\$1,592	\$1,516	\$8,050
Pharmacy Aides	4	\$0	\$3,790	\$14,608	\$10,539	\$28,937
Pharmacy Technicians	19	\$6,755	\$34,289	\$71,281	\$58,951	\$171,276
Photographers	8	\$6,913	\$13,101	\$7,712	\$2,673	\$30,399
Photographic Process Workers	2	\$0	\$4,673	\$0	\$937	\$5,610
Physical Scientists, All Other	1	\$0	\$1,789	\$0	\$0	\$1,789
Physical Therapist Aides	1	\$0	\$764	\$0	\$0	\$764
Physical Therapist Assistants	3	\$6,056	\$789	\$7,712	\$8,588	\$23,145
Physical Therapists	9	\$23,451	\$30,490	\$71,670	\$21,385	\$146,996
Physician Assistants	1	\$674	\$674	\$0	\$1,960	\$3,308
Physician Assistants	1	\$0	\$78	\$50	\$0	\$128
Physicians and Surgeons, All Other	11	\$0	\$10,100	\$13,998	\$22,070	\$46,168
Physics Teachers, Postsecondary	1	\$0	\$158	\$0	\$0	\$158
Pile-Driver Operators	1	\$0	\$893	\$0	\$125	\$1,018

	Files with Medical Payments	Rehabilitation	Doctors' Expenses	Hospital Expenses	Other Medical Expenses	Totals
Pipelayers	12	\$13,359	\$26,967	\$88,093	\$33,893	\$162,312
Plant and System Operators, All Other	2	\$2,745	\$89	\$0	\$64,237	\$67,071
Plasterers and Stucco Masons	1	\$0	\$18,557	\$0	\$1,658	\$20,215
Plating and Coating Machine Setters, Operators, and Tenders, Metal and Plastic	1	\$2,984	\$2,638	\$6,395	\$1,285	\$13,302
Plumbers, Pipefitters, and Steamfitters	120	\$96,524	\$368,002	\$971,527	\$383,519	\$1,819,572
Police and Sheriff's Patrol Officers	1,201	\$221,711	\$1,758,902	\$1,914,090	\$2,596,459	\$6,491,162
Police Officers	4	\$0	\$633	\$2,507	\$2,514	\$5,654
Police, Fire, and Ambulance Dispatchers	9	\$0	\$2,182	\$1,028	\$3,941	\$7,151
Postal Service Clerks	1	\$1,578	\$2,289	\$0	\$13,829	\$17,696
Postal Service Mail Carriers	1	\$0	\$62	\$0	\$0	\$62
Postal Service Mail Sorters, Processors, and Processing Machine Operators	1	\$0	\$541	\$0	\$0	\$541
Postmasters and Mail Superintendents	2	\$0	\$954	\$0	\$2,128	\$3,082
Postsecondary Teachers, All Other	4	\$0	\$664	\$0	\$2,521	\$3,185
Power Plant Operators	2	\$0	\$231	\$0	\$0	\$231
Precision Instrument and Equipment Repairers, All Other	1	\$0	\$0	\$1,655	\$0	\$1,655
Prepress Technicians and Workers	2	\$0	\$1,856	\$1,073	\$449	\$3,378
Preschool Teachers, Except Special Education	8	\$5,847	\$33,907	\$54,212	\$28,596	\$122,562
Pressers, Textile, Garment, and Related Materials	6	\$0	\$5,245	\$26,624	\$7,299	\$39,168
Printing Machine Operators	31	\$12,328	\$40,909	\$33,307	\$32,446	\$118,989
Private Detectives and Investigators	5	\$281	\$1,289	\$0	\$1,706	\$3,276
Probation Officers and Correctional Treatment Specialists	13	\$0	\$15,052	\$0	\$176,295	\$191,346
Procurement Clerks	1	\$0	\$674	\$0	\$0	\$674
Producers and Directors	5	\$1,603	\$2,284	\$738	\$7,772	\$12,396
Production Workers, All Other	444	\$509,304	\$1,145,734	\$1,565,066	\$1,028,050	\$4,248,154
Production, Planning, and Expediting Clerks	5	\$0	\$1,574	\$3,530	\$450	\$5,554
Professional, Tech. Workers	315	\$433,932	\$911,409	\$681,875	\$2,296,575	\$4,323,791
Property, Real Estate, and Community Association Managers	2	\$1,073	\$3,416	\$0	\$1,798	\$6,287
Protective Service Occupations	1	\$0	\$142	\$0	\$0	\$142

	Files with Medical Payments	Rehabilitation	Doctors' Expenses	Hospital Expenses	Other Medical Expenses	Totals
Protective Service Workers, All Other	5	\$3,772	\$6,929	\$6,066	\$5,009	\$21,776
Psychiatric Aides	3	\$0	\$2,698	\$0	\$6,081	\$8,779
Psychiatric Technicians	1	\$0	\$183	\$0	\$0	\$183
Psychologists, All Other	1	\$0	\$966	\$0	\$1,882	\$2,848
Public Relations Managers	2	\$0	\$688	\$0	\$402	\$1,090
Public Relations Specialists	1	\$2,518	\$76	\$0	\$0	\$2,594
Pump Operators, Except Wellhead Pumpers	2	\$0	\$1,216	\$1,701	\$295	\$3,212
Purchasing Agents and Buyers, Farm Products	2	\$0	\$18,866	\$709	\$16,451	\$36,026
Purchasing Agents, Except Wholesale, Retail, and Farm Products	3	\$267	\$1,687	\$0	\$376	\$2,330
Radio and Television Announcers	2	\$874	\$5,032	\$5,384	\$2,035	\$13,325
Radiologic Technologists and Technicians	38	\$17,667	\$56,350	\$72,874	\$68,348	\$215,239
Rail Yard Engineers, Dinkey Operators, and Hostlers	1	\$0	\$200	\$800	\$300	\$1,300
Railroad Conductors and Yardmasters	1	\$0	\$1,932	\$4,509	\$0	\$6,441
Rail-Track Laying and Maintenance Equipment Operators	3	\$38,680	\$146,280	\$70,781	\$38,661	\$294,402
Real Estate Sales Agents	1	\$0	\$3,974	\$0	\$79	\$4,053
Receptionists and Information Clerks	55	\$16,917	\$68,517	\$55,159	\$62,060	\$202,654
Receptionists and Information Clerks	1	\$0	\$131	\$0	\$1,582	\$1,713
Recreation and Fitness Studies Teachers, Postsecondary	8	\$945	\$4,687	\$28,729	\$3,023	\$37,384
Recreation Workers	11	\$0	\$2,340	\$6,419	\$6,389	\$15,147
Recreational Therapists	3	\$0	\$1,112	\$116	\$2,242	\$3,470
Refuse and Recyclable Material Collectors	88	\$27,454	\$183,318	\$158,213	\$180,968	\$549,953
Registered Nurses	466	\$229,725	\$941,452	\$1,281,307	\$1,308,886	\$3,761,370
Rehabilitation Counselors	2	\$0	\$61	\$0	\$0	\$61
Reinforcing Iron and Rebar Workers	1	\$0	\$619	\$767	\$0	\$1,386
Reporters and Correspondents	6	\$2,878	\$4,775	\$8,158	\$20,950	\$36,762
Reservation and Transportation Ticket Agents and Travel Clerks	8	\$11,719	\$10,496	\$19,965	\$996	\$43,176
Residential Advisors	8	\$1,126	\$6,018	\$2,601	\$4,341	\$14,087
Respiratory Therapists	7	\$52	\$21,713	\$37,762	\$22,681	\$82,208
Respiratory Therapy Technicians	2	\$0	\$4,849	\$2,584	\$3,510	\$10,943
Retail Salespersons	330	\$124,024	\$612,491	\$903,113	\$643,601	\$2,283,228

	Files with Medical Payments	Rehabilitation	Doctors' Expenses	Hospital Expenses	Other Medical Expenses	Totals
Riggers	7	\$6,074	\$15,938	\$26,578	\$8,766	\$57,356
Rock Splitters, Quarry	1	\$460	\$3,005	\$1,770	\$3,626	\$8,861
Rolling Machine Setters, Operators, and Tenders, Metal and Plastic	1	\$0	\$7,154	\$9,444	\$4,434	\$21,032
Roof Bolters, Mining	19	\$11,315	\$61,850	\$182,935	\$151,794	\$407,894
Roofers	26	\$62,269	\$209,770	\$685,022	\$118,613	\$1,075,674
Rotary Drill Operators, Oil and Gas	1	\$0	\$1,624	\$918	\$6,104	\$8,646
Sailors and Marine Oilers	1	\$0	\$80	\$1,174	\$25	\$1,279
Sales and Related Workers, All Other	26	\$19,334	\$27,464	\$34,984	\$46,023	\$127,805
Sales Managers	18	\$4,939	\$47,598	\$53,204	\$19,225	\$124,966
Sales Representatives, Services, All Other	47	\$8,968	\$81,420	\$64,589	\$93,885	\$248,862
Sales Representatives, Wholesale and Manufacturing, Except Technical and Scientific Products	3	\$904	\$2,010	\$2,433	\$1,969	\$7,316
Sales Representatives, Wholesale and Manufacturing, Technical and Scientific Products	4	\$0	\$12,595	\$222,896	\$1,411	\$236,902
Sales Workers	45	\$174,720	\$561,541	\$509,267	\$836,267	\$2,081,796
Sawing Machine Setters, Operators, and Tenders, Wood	14	\$12,996	\$13,450	\$20,495	\$17,912	\$64,852
Secondary School Teachers, Except Special and Vocational Education	1	\$5,963	\$994	\$1,898	\$70	\$8,925
Secretaries and Administrative Assistants	3	\$437	\$110	\$0	\$14,518	\$15,066
Secretaries and Administrative Assistants	2	\$169	\$1,602	\$0	\$6,161	\$7,932
Secretaries, Except Legal, Medical, and Executive	46	\$16,766	\$109,572	\$176,236	\$178,446	\$481,020
Security and Fire Alarm Systems Installers	3	\$0	\$1,588	\$556	\$190	\$2,334
Security Guards	98	\$60,076	\$206,703	\$494,371	\$212,492	\$973,641
Self-Enrichment Education Teachers	2	\$0	\$4,989	\$0	\$21,371	\$26,360
Separating, Filtering, Clarifying, Precipitating, and Still Machine Setters, Operators, and Tenders	1	\$19,164	\$12,664	\$19,167	\$18,971	\$69,966
Septic Tank Servicers and Sewer Pipe Cleaners	2	\$0	\$103	\$566	\$67	\$736
Service Workers	1,622	\$731,011	\$3,602,864	\$4,560,039	\$9,773,152	\$18,667,066
Sewing Machine Operators	9	\$2,177	\$5,943	\$15,149	\$4,014	\$27,283
Shampooers	1	\$0	\$0	\$0	\$69	\$69
Sheet Metal Workers	43	\$65,094	\$178,397	\$255,160	\$127,130	\$625,781

	Files with Medical Payments	Rehabilitation	Doctors' Expenses	Hospital Expenses	Other Medical Expenses	Totals
Shipping, Receiving, and Traffic Clerks	46	\$37,948	\$130,344	\$108,185	\$56,062	\$332,540
Shoe and Leather Workers and Repairers	1	\$0	\$9,988	\$37	\$0	\$10,025
Shoe Machine Operators and Tenders	1	\$3,338	\$3,073	\$0	\$9,383	\$15,794
Shuttle Car Operators	12	\$14,654	\$39,352	\$91,079	\$34,648	\$179,733
Skin Care Specialists	3	\$0	\$2,155	\$2,143	\$435	\$4,733
Slaughterers and Meat Packers	7	\$18,312	\$18,715	\$6,816	\$2,534	\$46,377
Social and Community Service Managers	3	\$1,369	\$7,420	\$4,374	\$2,469	\$15,632
Social and Human Service Assistants	3	\$0	\$1,819	\$6,428	\$1,548	\$9,795
Social Workers, All Other	41	\$0	\$14,499	\$40,564	\$12,725	\$67,788
Soil and Plant Scientists	2	\$0	\$3,598	\$9,296	\$524	\$13,418
Special Education Teachers	1	\$0	\$2,867	\$0	\$284	\$3,150
Special Education Teachers, Middle School	1	\$0	\$100	\$0	\$12	\$112
Special Education Teachers, Preschool, Kindergarten, and Elementary School	11	\$0	\$15,838	\$31,611	\$11,873	\$59,322
Speech-Language Pathologists	5	\$0	\$4,641	\$0	\$5,415	\$10,055
Stationary Engineers and Boiler Operators	3	\$4,518	\$474	\$1,021	\$7,377	\$13,390
Statistical Assistants	1	\$0	\$559	\$0	\$1,391	\$1,950
Stock Clerks and Order Fillers	1	\$0	\$691	\$0	\$352	\$1,043
Stock Clerks and Order Fillers	517	\$218,889	\$800,485	\$1,033,135	\$840,772	\$2,893,281
Stonemasons	10	\$3,152	\$34,758	\$27,231	\$9,603	\$74,744
Structural Iron and Steel Workers	35	\$64,809	\$180,445	\$1,914,737	\$189,751	\$2,349,742
Structural Metal Fabricators and Fitters	8	\$1,780	\$11,365	\$34,756	\$5,269	\$53,170
Substance Abuse and Behavioral Disorder Counselors	3	\$0	\$2,150	\$0	\$1,262	\$3,412
Supervisors of Installation, Maintenance, and Repair Workers	1	\$0	\$3,411	\$1,097	\$2,310	\$6,818
Supervisors, Construction and Extraction Workers	1	\$0	\$5,284	\$0	\$2,091	\$7,375
Supervisors, Food Preparation and Serving Workers	4	\$1,100	\$2,675	\$0	\$3,237	\$7,012
Surgical Technologists	24	\$0	\$18,472	\$17,779	\$15,287	\$51,537
Survey Researchers	1	\$0	\$0	\$0	\$1,160	\$1,160
Surveying and Mapping Technicians	4	\$0	\$5,066	\$3,910	\$2,870	\$11,846
Surveyors	10	\$16,790	\$15,192	\$10,808	\$14,265	\$57,055
Switchboard Operators, Including Answering Service	1	\$0	\$372	\$0	\$0	\$372

	Files with Medical Payments	Rehabilitation	Doctors' Expenses	Hospital Expenses	Other Medical Expenses	Totals
Tank Car, Truck, and Ship Loaders	9	\$1,987	\$18,919	\$7,411	\$14,168	\$42,485
Tax Examiners, Collectors, and Revenue Agents	1	\$0	\$144	\$0	\$2,849	\$2,992
Tax Preparers	1	\$0	\$271	\$766	\$55	\$1,092
Taxi Drivers and Chauffeurs	1	\$0	\$0	\$729	\$95	\$823
Taxi Drivers and Chauffeurs	41	\$6,610	\$46,948	\$30,554	\$60,178	\$144,290
Teacher Assistants	140	\$25,631	\$179,541	\$266,645	\$223,999	\$695,817
Teachers and Instructors, All Other	527	\$162,167	\$821,045	\$1,033,645	\$847,107	\$2,863,965
Team Assemblers	25	\$27,583	\$32,643	\$36,052	\$25,322	\$121,600
Telecommunications Equipment Installers and Repairers, Except Line Installers	5	\$2,493	\$15,436	\$27,433	\$778	\$46,140
Telecommunications Line Installers and Repairers	7	\$3,051	\$25,503	\$45,033	\$810	\$74,397
Telemarketers	2	\$4,804	\$5,755	\$8,293	\$7,704	\$26,556
Telephone Operators	1	\$0	\$109	\$0	\$0	\$109
Tellers	20	\$1,056	\$40,064	\$45,185	\$24,817	\$111,122
Textile Knitting and Weaving Machine Setters, Operators, and Tenders	2	\$0	\$7,390	\$0	\$3,787	\$11,177
Textile Winding, Twisting, and Drawing Out Machine Setters, Operators, and Tenders	6	\$15,117	\$32,539	\$15,289	\$49,186	\$112,131
Textile, Apparel, and Furnishings Workers, All Other	2	\$772	\$843	\$0	\$110	\$1,725
Therapists, All Other	4	\$0	\$9,623	\$6,788	\$1,696	\$18,107
Tile and Marble Setters	7	\$2,303	\$10,109	\$20,398	\$5,012	\$37,822
Tire Builders	14	\$16,508	\$31,356	\$35,514	\$18,718	\$102,096
Tire Repairers and Changers	8	\$369	\$5,735	\$27,982	\$14,697	\$48,783
Title Examiners, Abstractors, and Searchers	1	\$0	\$18,618	\$766	\$6,460	\$25,844
Tour Guides and Escorts	2	\$0	\$9,609	\$1,430	\$3,836	\$14,875
Traffic Technicians	2	\$0	\$1,309	\$2,394	\$6,982	\$10,685
Training and Development Specialists	7	\$0	\$7,111	\$1,870	\$17,349	\$26,330
Transport Equip. Operators	253	\$800,724	\$1,679,767	\$4,623,086	\$4,795,764	\$11,899,342
Transportation Attendants, Except Flight Attendants and Baggage Porters	11	\$1,516	\$17,655	\$2,815	\$21,163	\$43,149
Transportation Inspectors	5	\$0	\$3,326	\$10,173	\$7,268	\$20,768
Transportation Workers, All Other	62	\$652	\$119,206	\$338	\$381,548	\$501,745
Transportation, Storage, and Distribution Managers	8	\$3,130	\$15,802	\$5,660	\$6,707	\$31,299
Tree Trimmers and Pruners	22	\$52,580	\$447,215	\$838,623	\$134,734	\$1,473,151

	Files with Medical Payments	Rehabilitation	Doctors' Expenses	Hospital Expenses	Other Medical Expenses	Totals
Truck Drivers, Heavy and Tractor-Trailer	517	\$628,790	\$1,792,344	\$4,379,553	\$2,008,475	\$8,809,162
Truck Drivers, Light or Delivery Services	182	\$154,211	\$475,626	\$754,387	\$343,818	\$1,728,041
Unknown, Unreported	6,579	\$4,612,749	\$15,831,022	\$24,782,963	\$21,685,917	\$66,912,651
Upholsterers	2	\$0	\$8,800	\$11,379	\$792	\$20,971
Ushers, Lobby Attendants, and Ticket Takers	4	\$0	\$4,641	\$795	\$3,814	\$9,250
Veterinarians	13	\$9,919	\$22,068	\$95,450	\$12,164	\$139,601
Veterinary Assistants and Laboratory Animal Caretakers	62	\$1,664	\$79,374	\$94,628	\$31,452	\$207,118
Veterinary Technologists and Technicians	28	\$3,558	\$37,512	\$26,409	\$7,927	\$75,406
Vocational Education Teachers, Postsecondary	1	\$5,549	\$19,906	\$41,040	\$7,263	\$73,758
Waiters and Waitresses	108	\$69,850	\$177,336	\$263,232	\$128,653	\$639,071
Water and Liquid Waste Treatment Plant and System Operators	14	\$2,992	\$24,363	\$17,491	\$58,903	\$103,748
Welders, Cutters, Solderers, and Brazers	117	\$82,654	\$319,677	\$440,331	\$155,922	\$998,584
Wholesale and Retail Buyers, Except Farm Products	6	\$14,762	\$16,947	\$18,261	\$25,798	\$75,768
Woodworkers, All Other	1	\$7,117	\$14,368	\$51,849	\$30,445	\$103,779
Woodworking Machine Setters, Operators, and Tenders, Except Sawing	3	\$2,230	\$1,122	\$974	\$1,990	\$6,316
Word Processors and Typists	1	\$0	\$39	\$0	\$0	\$39
Zoologists and Wildlife Biologists	2	\$0	\$316	\$0	\$2,184	\$2,500
Totals:	27,802	\$19,532,350	\$66,936,328	\$104,988,854	\$97,559,416	\$289,016,948

Industry:

Accounting, Tax Preparation, Bookkeeping, and Payroll Services	7	\$5,199	\$11,141	\$7,250	\$2,398	\$25,988
Activities Related to Real Estate	37	\$63,381	\$57,835	\$55,738	\$26,135	\$203,089
Administration of Economic Programs	18	\$5,826	\$27,359	\$27,749	\$62,015	\$122,949
Administration of Environmental Quality Programs	1	\$0	\$589	\$160	\$2,250	\$2,999
Administration of Human Resource Programs	4	\$0	\$4,174	\$0	\$4,248	\$8,421
Advertising and Related Services	5	\$6,854	\$7,480	\$6,405	\$5,173	\$25,912

	Files with Medical Payments	Rehabilitation	Doctors' Expenses	Hospital Expenses	Other Medical Expenses	Totals
Aerospace Product and Parts Manufacturing	9	\$2,927	\$26,023	\$17,593	\$32,019	\$78,562
Agencies, Brokerages, and Other Insurance Related Activities	9	\$7,759	\$28,922	\$53,090	\$27,208	\$116,979
Agents and Managers for Artists, Athletes, Entertainers, and Other Public Figures	1	\$0	\$22,867	\$374,400	\$13,717	\$410,984
Agriculture Production	19	\$11,487	\$21,670	\$102,712	\$201,314	\$337,183
Agriculture Service	1	\$0	\$1,887	\$0	\$245	\$2,132
Agriculture, Construction, and Mining Machinery Manufacturing	9	\$16,551	\$93,035	\$248,780	\$64,607	\$422,973
Amusement Parks and Arcades	22	\$9,047	\$17,489	\$17,741	\$47,355	\$91,632
Animal Slaughtering and Processing	216	\$346,830	\$549,812	\$625,330	\$489,835	\$2,011,807
Apparel Accessories and Other Apparel Manufacturing	2	\$0	\$3,897	\$3,390	\$931	\$8,218
Apparel, Piece Goods, and Notions Merchant Wholesalers	2	\$0	\$588	\$0	\$17	\$605
Architectural and Structural Metals Manufacturing	17	\$25,824	\$64,734	\$348,511	\$34,085	\$473,154
Architectural, Engineering, and Related Services	38	\$58,677	\$144,332	\$245,378	\$87,086	\$535,473
Automobile Dealers	193	\$66,031	\$229,535	\$253,981	\$915,969	\$1,465,516
Automotive Equipment Rental and Leasing	12	\$6,812	\$15,699	\$41,243	\$5,181	\$68,935
Automotive Parts, Accessories, and Tire Stores	58	\$46,705	\$641,101	\$490,710	\$97,188	\$1,275,704
Automotive Repair and Maintenance	96	\$93,537	\$226,332	\$283,290	\$198,152	\$801,312
Bakeries and Tortilla Manufacturing	17	\$6,697	\$45,100	\$30,229	\$38,468	\$120,494
Beer, Wine, and Distilled Alcoholic Beverage Merchant Wholesalers	3	\$0	\$14,011	\$15,439	\$512	\$29,962
Beverage Manufacturing	81	\$59,870	\$287,840	\$251,180	\$145,659	\$744,549
Boiler, Tank, and Shipping Container Manufacturing	1	\$0	\$94	\$0	\$0	\$94
Book, Periodical, and Music Stores	3	\$0	\$8,755	\$0	\$11,939	\$20,694
Building Construction	7	\$23,371	\$21,159	\$48,087	\$48,470	\$141,087
Building Equipment Contractors	501	\$442,631	\$1,506,092	\$2,557,054	\$973,670	\$5,479,446
Building Finishing Contractors	157	\$188,399	\$760,913	\$2,117,641	\$753,395	\$3,820,348
Building Material and Supplies Dealers	64	\$75,633	\$111,702	\$249,616	\$107,098	\$544,050

	Files with Medical Payments	Rehabilitation	Doctors' Expenses	Hospital Expenses	Other Medical Expenses	Totals
Business Schools and Computer and Management Training	1	\$0	\$3,393	\$2,564	\$997	\$6,954
Business Services	144	\$504,009	\$982,237	\$1,193,662	\$1,780,895	\$4,460,803
Business Support Services	13	\$28,739	\$33,566	\$53,328	\$20,416	\$136,049
Business, Professional, Labor, Political, and Similar Organizations	9	\$573	\$29,610	\$22,478	\$11,298	\$63,959
Cable and Other Subscription Programming	3	\$1,586	\$3,783	\$8,835	\$214	\$14,418
Cattle Ranching and Farming	24	\$9,973	\$38,718	\$69,246	\$40,035	\$157,972
Cement and Concrete Product Manufacturing	17	\$20,577	\$53,968	\$357,784	\$56,814	\$489,143
Chemical and Allied Products Merchant Wholesalers	3	\$15,528	\$17,856	\$70,331	\$1,246	\$104,961
Chemical Products	9	\$11,661	\$18,210	\$12,015	\$41,631	\$83,517
Child Day Care Services	72	\$37,923	\$105,603	\$167,876	\$84,523	\$395,925
Civic and Social Organizations	6	\$18,676	\$23,760	\$44,097	\$21,863	\$108,396
Clay Product and Refractory Manufacturing	3	\$24,466	\$12,378	\$37,698	\$795,139	\$869,681
Clothing Stores	40	\$21,822	\$60,572	\$50,333	\$55,333	\$188,060
Coal Mining	192	\$174,865	\$665,983	\$1,954,453	\$1,270,063	\$4,065,364
Coal Mining	410	\$377,962	\$1,264,229	\$2,777,077	\$3,418,037	\$7,837,305
Colleges, Universities, and Professional Schools	632	\$56,756	\$655,370	\$200,693	\$1,137,539	\$2,050,358
Commercial and Industrial Machinery and Equipment (except Automotive and Electronic) Repair and Maintenance	9	\$14,861	\$15,605	\$29,345	\$7,940	\$67,751
Commercial and Industrial Machinery and Equipment Rental and Leasing	4	\$7,919	\$20,704	\$49,028	\$4,283	\$81,934
Commercial and Service Industry Machinery Manufacturing	8	\$128	\$7,833	\$10,115	\$2,212	\$20,288
Communications	19	\$33,127	\$196,071	\$208,097	\$149,865	\$587,160
Communications Equipment Manufacturing	2	\$0	\$9,343	\$4,085	\$0	\$13,428
Community Care Facilities for the Elderly	26	\$8,389	\$44,718	\$22,831	\$45,328	\$121,267
Community Food and Housing, and Emergency and Other Relief Services	6	\$10,105	\$33,923	\$19,256	\$20,391	\$83,676
Computer and Peripheral Equipment Manufacturing	1	\$0	\$0	\$0	\$72	\$72
Computer Systems Design and Related Services	17	\$28,894	\$64,987	\$63,134	\$39,948	\$196,963
Construction - NEC	104	\$274,289	\$879,123	\$1,548,466	\$1,422,831	\$4,124,708

	Files with Medical Payments	Rehabilitation	Doctors' Expenses	Hospital Expenses	Other Medical Expenses	Totals
Consumer Goods Rental	15	\$18,914	\$38,826	\$81,830	\$85,016	\$224,586
Converted Paper Product Manufacturing	46	\$9,876	\$99,499	\$35,309	\$127,968	\$272,652
Couriers	13	\$50,871	\$58,198	\$315,961	\$37,393	\$462,423
Cut and Sew Apparel Manufacturing	1	\$0	\$0	\$0	\$1,446	\$1,446
Cutlery and Handtool Manufacturing	1	\$5,346	\$10,479	\$3,088	\$2,810	\$21,723
Dairy Product Manufacturing	11	\$2,461	\$16,832	\$16,259	\$39,924	\$75,476
Data Processing, Hosting, and Related Services	1	\$0	\$1,306	\$0	\$853	\$2,159
Death Care Services	17	\$20,291	\$34,017	\$109,037	\$43,512	\$206,857
Department Stores	770	\$43,487	\$1,212,470	\$2,174,381	\$1,763,633	\$5,193,971
Depository Credit Intermediation	42	\$55,690	\$75,631	\$54,631	\$119,530	\$305,482
Direct Selling Establishments	6	\$0	\$35,536	\$109,701	\$24,201	\$169,438
Drinking Places (Alcoholic Beverages)	2	\$0	\$0	\$2,584	\$0	\$2,584
Drugs and Druggists' Sundries Merchant Wholesalers	3	\$1,297	\$1,868	\$4,967	\$8,866	\$16,998
Drycleaning and Laundry Services	24	\$17,484	\$93,159	\$647,483	\$97,970	\$856,096
Education	275	\$227,254	\$464,266	\$269,223	\$1,365,248	\$2,325,990
Educational Support Services	5	\$0	\$3,900	\$3,958	\$2,937	\$10,796
Electric Power Generation, Transmission and Distribution	51	\$135,167	\$112,006	\$179,361	\$93,443	\$519,977
Electrical and Electronic Goods Merchant Wholesalers	5	\$630	\$20,852	\$18,689	\$37,744	\$77,915
Electrical Equipment Manufacturing	3	\$5,904	\$25,159	\$21,481	\$6,644	\$59,188
Electronic and Precision Equipment Repair and Maintenance	3	\$983	\$63	\$0	\$11,726	\$12,772
Electronic Shopping and Mail- Order Houses	14	\$32,931	\$17,334	\$19,940	\$12,205	\$82,410
Electronics and Appliance Stores	20	\$1,149	\$57,815	\$92,454	\$86,802	\$238,220
Elementary and Secondary Schools	1,693	\$442,016	\$2,953,224	\$3,185,062	\$3,666,679	\$10,246,982
Employment Services	146	\$207,238	\$371,629	\$997,500	\$435,662	\$2,012,028
Engine, Turbine, and Power Transmission Equipment Manufacturing	1	\$0	\$2,121	\$0	\$410	\$2,531
Engineering	8	\$2,348	\$29,628	\$8,279	\$12,713	\$52,968
Entertainment	2	\$0	\$4,252	\$1,676	\$15,808	\$21,736
Executive, Legislative, and Other General Government Support	2,939	\$222,716	\$4,110,117	\$1,509,075	\$8,192,396	\$14,034,303

	Files with Medical Payments	Rehabilitation	Doctors' Expenses	Hospital Expenses	Other Medical Expenses	Totals
Fabric Mills	2	\$26,558	\$43,701	\$64,663	\$54,657	\$189,579
Facilities Support Services	9	\$8,767	\$43,647	\$55,120	\$55,030	\$162,564
Farm Product Raw Material Merchant Wholesalers	3	\$2,409	\$3,304	\$0	\$6,106	\$11,819
Fiber, Yarn, and Thread Mills	6	\$1,868	\$4,270	\$4,518	\$4,660	\$15,316
Finance	15	\$25,924	\$145,873	\$227,643	\$271,208	\$670,648
Fishing	1	\$0	\$700	\$0	\$0	\$700
Florists	18	\$8,522	\$30,025	\$51,719	\$19,855	\$110,121
Food Products	59	\$105,506	\$213,491	\$338,729	\$704,023	\$1,361,749
Footwear Manufacturing	2	\$3,338	\$3,515	\$458	\$9,383	\$16,694
Forestry	16	\$4,589	\$24,066	\$54,060	\$242,008	\$324,723
Foundation, Structure, and Building Exterior Contractors	196	\$169,878	\$698,614	\$3,035,660	\$497,701	\$4,401,853
Foundries	3	\$0	\$37,687	\$0	\$11,965	\$49,652
Freight Transportation Arrangement	2	\$871	\$15,801	\$14,638	\$1,258	\$32,568
Fruit and Tree Nut Farming	9	\$11,418	\$2,709	\$38,180	\$4,767	\$57,074
Fruit and Vegetable Preserving and Specialty Food Manufacturing	4	\$0	\$3,240	\$29,226	\$595	\$33,061
Full-Service Restaurants	304	\$167,338	\$585,592	\$820,955	\$405,308	\$1,979,192
Furniture and Home Furnishing Merchant Wholesalers	28	\$10,734	\$65,049	\$74,922	\$37,307	\$188,012
Furniture Fixtures	8	\$38,969	\$108,111	\$121,382	\$162,803	\$431,265
Furniture Stores	20	\$25,667	\$49,817	\$81,262	\$45,088	\$201,834
Gasoline Stations	73	\$37,068	\$86,454	\$168,638	\$100,152	\$392,312
General Construction	21	\$1,925	\$38,200	\$11,206	\$78,677	\$130,008
General Freight Trucking	242	\$177,693	\$522,592	\$1,156,111	\$717,861	\$2,574,257
General Medical and Surgical Hospitals	1,253	\$455,676	\$1,932,845	\$2,684,493	\$2,041,535	\$7,114,549
General Rental Centers	1	\$0	\$0	\$4,626	\$207	\$4,833
Glass and Glass Product Manufacturing	26	\$19,657	\$96,605	\$83,399	\$85,112	\$284,773
Grantmaking and Giving Services	3	\$46,088	\$48,227	\$67,560	\$48,471	\$210,346
Greenhouse, Nursery, and Floriculture Production	14	\$6,017	\$57,630	\$6,016	\$10,756	\$80,420
Grocery and Related Product Wholesalers	16	\$1,131	\$53,644	\$148,092	\$8,628	\$211,495
Grocery Stores	344	\$210,042	\$636,292	\$615,627	\$485,579	\$1,947,540
Hardware Manufacturing	5	\$1,370	\$10,794	\$8,640	\$4,023	\$24,827
Hardware, and Plumbing and Heating Equipment and Supplies Merchant Wholesalers	1	\$554	\$770	\$6,034	\$2,971	\$10,329

	Files with Medical Payments	Rehabilitation	Doctors' Expenses	Hospital Expenses	Other Medical Expenses	Totals
Health and Personal Care Stores	98	\$41,325	\$128,440	\$152,618	\$138,387	\$460,770
Health Services	110	\$474,236	\$965,308	\$1,627,822	\$1,987,714	\$5,055,080
Highway, Street, and Bridge Construction	42	\$79,052	\$200,913	\$233,193	\$166,802	\$679,960
Home Furnishings Stores	28	\$7,640	\$35,757	\$41,711	\$37,407	\$122,515
Home Health Care Services	58	\$98,832	\$215,901	\$339,658	\$125,243	\$779,633
Horticulture	14	\$27,400	\$35,403	\$47,112	\$62,936	\$172,851
Household and Institutional Furniture and Kitchen Cabinet Manufacturing	42	\$44,205	\$137,242	\$81,513	\$44,292	\$307,252
Individual and Family Services	18	\$11,386	\$32,118	\$37,592	\$13,249	\$94,345
Industrial Machinery Manufacturing	5	\$16,193	\$4,393	\$4,256	\$12,421	\$37,263
Insurance	3	\$842	\$38,790	\$94,781	\$91,587	\$226,000
Insurance Carriers	37	\$19,753	\$52,823	\$53,529	\$46,592	\$172,697
Internet Publishing and Broadcasting	7	\$330	\$5,077	\$8,636	\$3,136	\$17,179
Internet Service Providers and Web Search Portals	1	\$1,530	\$1,200	\$0	\$3,799	\$6,529
Interurban and Rural Bus Transportation	17	\$1,196	\$47,113	\$11,390	\$32,135	\$91,834
Investigation and Security Services	49	\$22,479	\$107,120	\$121,565	\$52,608	\$303,772
Iron and Steel Mills and Ferroalloy Manufacturing	4	\$1,877	\$2,984	\$11,373	\$332	\$16,565
Jewelry, Luggage, and Leather Goods Stores	1	\$0	\$1,150	\$0	\$0	\$1,150
Junior Colleges	3	\$0	\$9,215	\$0	\$38,788	\$48,004
Justice, Public Order, and Safety Activities	1,942	\$375,459	\$2,649,736	\$3,112,165	\$4,274,485	\$10,411,844
Land Subdivision	4	\$621	\$6,931	\$8,889	\$474	\$16,915
Lawn and Garden Equipment and Supplies Stores	8	\$0	\$13,264	\$30,908	\$6,763	\$50,935
Legal Services	7	\$19,632	\$21,093	\$25,479	\$36,137	\$102,341
Legal Services	2	\$2,579	\$350	\$0	\$8,870	\$11,799
Lessors of Real Estate	15	\$6,720	\$46,901	\$56,270	\$38,907	\$148,799
Lime and Gypsum Product Manufacturing	1	\$0	\$7,310	\$1,168	\$3,363	\$11,841
Limited-Service Eating Places	176	\$244,001	\$433,857	\$455,307	\$366,934	\$1,500,099
Local Government	791	\$99,644	\$1,195,040	\$2,243,130	\$3,546,093	\$7,083,906
Local Messengers and Local Delivery	91	\$5,174	\$132,851	\$103,037	\$232,193	\$473,255
Logging	30	\$17,118	\$101,365	\$129,299	\$97,273	\$345,054
Lumber and Other Construction Materials Merchant Wholesalers	16	\$15,593	\$44,668	\$107,350	\$45,955	\$213,566

	Files with Medical Payments	Rehabilitation	Doctors' Expenses	Hospital Expenses	Other Medical Expenses	Totals
Machine Shops; Turned Product; and Screw, Nut, and Bolt Manufacturing	10	\$1,358	\$12,496	\$12,163	\$5,229	\$31,246
Machinery - Electric	6	\$2,226	\$5,478	\$15	\$36,063	\$43,782
Machinery - Non-Electric	3	\$11,317	\$74,029	\$96,845	\$8,276	\$190,467
Machinery, Equipment, and Supplies Merchant Wholesalers	4	\$3,036	\$26,859	\$47,362	\$8,670	\$85,927
Management of Companies and Enterprises	4	\$953	\$4,160	\$7,823	\$1,742	\$14,678
Management, Scientific, and Technical Consulting Services	11	\$24,675	\$29,086	\$10,893	\$6,121	\$70,775
Medical and Diagnostic Laboratories	7	\$8,800	\$11,951	\$44,895	\$9,755	\$75,401
Medical Equipment and Supplies Manufacturing	1	\$0	\$9,399	\$10,815	\$711	\$20,925
Metal and Mineral (except Petroleum) Merchant Wholesalers	4	\$936	\$9,609	\$1,867	\$277	\$12,689
Metal Mining	1	\$14,880	\$14,911	\$26,381	\$20,732	\$76,904
Metal Products	23	\$98,061	\$183,816	\$325,686	\$415,257	\$1,022,820
Miscellaneous - NEC	10	\$20,146	\$64,461	\$138,111	\$128,066	\$350,783
Miscellaneous Durable Goods Merchant Wholesalers	16	\$75,658	\$83,003	\$172,933	\$110,054	\$441,647
Miscellaneous Manufacturing	100	\$261,117	\$642,408	\$1,142,501	\$1,354,647	\$3,400,672
Miscellaneous Nondurable Goods Merchant Wholesalers	24	\$5,470	\$49,372	\$39,387	\$21,618	\$115,847
Monetary Authorities - Central Bank	14	\$4,928	\$33,346	\$48,127	\$20,901	\$107,302
Motion Picture and Video Industries	4	\$3,630	\$17,444	\$2,842	\$1,388	\$25,304
Motor Vehicle and Motor Vehicle Parts and Supplies Merchant Wholesalers	12	\$19,031	\$43,033	\$33,126	\$12,704	\$107,894
Motor Vehicle Body and Trailer Manufacturing	38	\$49,826	\$111,363	\$108,655	\$104,821	\$374,665
Motor Vehicle Manufacturing	14	\$8,784	\$13,804	\$73,794	\$19,775	\$116,157
Motor Vehicle Parts Manufacturing	33	\$63,184	\$91,940	\$108,844	\$85,583	\$349,551
Museums, Historical Sites, and Similar Institutions	33	\$8,220	\$106,448	\$80,354	\$39,739	\$234,761
National Security and International Affairs	1	\$0	\$4,112	\$1,793	\$0	\$5,905
Natural Gas Distribution	3	\$765	\$4,253	\$2,190	\$543	\$7,751
Navigational, Measuring, Electromedical, and Control Instruments Manufacturing	5	\$11,943	\$14,108	\$102,712	\$47,944	\$176,707
Newspaper, Periodical, Book, and Directory Publishers	60	\$60,683	\$169,937	\$125,453	\$156,214	\$512,287

	Files with Medical Payments	Rehabilitation	Doctors' Expenses	Hospital Expenses	Other Medical Expenses	Totals
Nondepository Credit Intermediation	2	\$0	\$0	\$14,358	\$0	\$14,358
Nonferrous Metal (except Aluminum) Production and Processing	2	\$0	\$254	\$2,437	\$0	\$2,691
Nonmetallic Mineral Mining and Quarrying	18	\$50,984	\$99,072	\$122,727	\$30,634	\$303,417
Non-Profit	10	\$16,105	\$99,051	\$110,000	\$163,673	\$388,829
Nonresidential Building Construction	326	\$360,100	\$1,187,554	\$2,560,156	\$818,679	\$4,926,489
Nonscheduled Air Transportation	3	\$17,725	\$9,560	\$29,777	\$4,582	\$61,644
Nursing Care Facilities	292	\$231,615	\$388,659	\$538,305	\$458,753	\$1,617,333
Office Administrative Services	4	\$1,480	\$3,324	\$16,030	\$1,440	\$22,274
Office Furniture (including Fixtures) Manufacturing	1	\$8,316	\$7,312	\$80,263	\$680	\$96,571
Office Supplies, Stationery, and Gift Stores	42	\$9,696	\$62,934	\$69,401	\$92,621	\$234,652
Offices of Dentists	28	\$22,258	\$64,046	\$45,088	\$26,082	\$157,474
Offices of Other Health Practitioners	45	\$33,709	\$75,726	\$66,327	\$81,248	\$257,010
Offices of Physicians	101	\$58,867	\$288,469	\$366,985	\$257,701	\$972,023
Offices of Real Estate Agents and Brokers	20	\$9,053	\$25,472	\$10,731	\$29,625	\$74,881
Oil & Gas Drilling	2	\$9,384	\$7,672	\$18,009	\$28,312	\$63,377
Oil and Gas Extraction	7	\$498	\$4,981	\$12,988	\$58,857	\$77,323
Oilseed and Grain Farming	4	\$1,617	\$1,176	\$4,901	\$397	\$8,091
Other Ambulatory Health Care Services	61	\$82,532	\$83,646	\$127,919	\$87,828	\$381,925
Other Amusement and Recreation Industries	67	\$80,200	\$291,540	\$182,972	\$78,901	\$633,613
Other Animal Production	7	\$1,767	\$22,809	\$88,416	\$5,414	\$118,406
Other Chemical Product and Preparation Manufacturing	11	\$7,992	\$21,157	\$66,788	\$28,384	\$124,321
Other Crop Farming	6	\$16,791	\$12,813	\$189,440	\$34,469	\$253,513
Other Electrical Equipment and Component Manufacturing	2	\$0	\$833	\$1,247	\$0	\$2,080
Other Fabricated Metal Product Manufacturing	14	\$50,290	\$57,185	\$81,498	\$75,135	\$264,108
Other Financial Investment Activities	2	\$279	\$645	\$0	\$1,346	\$2,270
Other Food Manufacturing	13	\$5,489	\$22,968	\$6,964	\$21,583	\$57,004
Other Furniture Related Product Manufacturing	5	\$462	\$4,579	\$10,442	\$2,050	\$17,533
Other General Merchandise Stores	54	\$36,095	\$115,582	\$52,011	\$78,234	\$281,922
Other General Purpose Machinery Manufacturing	10	\$1,455	\$16,868	\$29,496	\$44,338	\$92,157

	Files with Medical Payments	Rehabilitation	Doctors' Expenses	Hospital Expenses	Other Medical Expenses	Totals
Other Heavy and Civil Engineering Construction	16	\$15,749	\$65,095	\$125,510	\$68,740	\$275,094
Other Information Services	4	\$901	\$6,400	\$392	\$2,819	\$10,512
Other Investment Pools and Funds	3	\$7,351	\$25,608	\$0	\$3,330	\$36,289
Other Leather and Allied Product Manufacturing	1	\$0	\$2,623	\$3,647	\$85	\$6,355
Other Miscellaneous Manufacturing	210	\$210,286	\$555,043	\$613,441	\$414,973	\$1,793,743
Other Miscellaneous Store Retailers	95	\$100,614	\$149,537	\$88,132	\$114,158	\$452,440
Other Motor Vehicle Dealers	6	\$7,507	\$21,581	\$15,842	\$15,953	\$60,883
Other Nonmetallic Mineral Product Manufacturing	5	\$1,502	\$18,289	\$18,945	\$35,098	\$73,834
Other Personal Services	15	\$12,548	\$19,013	\$18,245	\$15,336	\$65,142
Other Pipeline Transportation	1	\$3,034	\$5,800	\$12,710	\$269	\$21,813
Other Professional, Scientific, and Technical Services	141	\$39,573	\$216,686	\$288,797	\$88,409	\$633,465
Other Residential Care Facilities	9	\$795	\$5,573	\$14,737	\$1,773	\$22,878
Other Schools and Instruction	7	\$2,786	\$4,091	\$10,376	\$7,244	\$24,497
Other Specialty Trade Contractors	261	\$254,290	\$771,956	\$1,611,157	\$1,413,496	\$4,050,899
Other Support Activities for Transportation	9	\$5,175	\$59,933	\$74,875	\$55,200	\$195,183
Other Support Services	8	\$2,483	\$7,167	\$9,049	\$5,184	\$23,883
Other Telecommunications	2	\$0	\$1,720	\$0	\$1,938	\$3,658
Other Textile Product Mills	10	\$172	\$23,186	\$13,046	\$34,475	\$70,878
Other Transit and Ground Passenger Transportation	9	\$7,358	\$13,341	\$15,983	\$2,651	\$39,333
Other Wood Product Manufacturing	36	\$21,912	\$71,310	\$69,166	\$1,384,431	\$1,546,818
Outpatient Care Centers	56	\$58,222	\$123,884	\$56,579	\$173,567	\$412,252
Paper & Pulp	71	\$3,168	\$142,642	\$91,608	\$333,064	\$570,482
Paper and Paper Product Merchant Wholesalers	3	\$1,615	\$11,299	\$5,183	\$7,896	\$25,993
Performing Arts Companies	18	\$14,534	\$15,322	\$27,873	\$2,965	\$60,694
Personal and Household Goods Repair and Maintenance	5	\$5,367	\$27,420	\$73,125	\$15,427	\$121,339
Personal Care Services	24	\$26,715	\$40,174	\$27,171	\$47,020	\$141,080
Personal Services	29	\$132,567	\$364,723	\$370,257	\$461,509	\$1,329,056
Pesticide, Fertilizer, and Other Agricultural Chemical Manufacturing	4	\$811	\$8,754	\$13,078	\$4,320	\$26,963
Petroleum & Coal	5	\$2,531	\$152	\$9,691	\$6,451	\$18,825
Petroleum and Coal Products Manufacturing	4	\$2,028	\$5,686	\$7,982	\$12,065	\$27,761

	Files with Medical Payments	Rehabilitation	Doctors' Expenses	Hospital Expenses	Other Medical Expenses	Totals
Petroleum and Petroleum Products Merchant Wholesalers	3	\$2,281	\$1,405	\$2,886	\$2,052	\$8,624
Pharmaceutical and Medicine Manufacturing	7	\$7,261	\$8,515	\$13,348	\$28,190	\$57,314
Plastics Product Manufacturing	21	\$115,440	\$130,072	\$188,041	\$160,114	\$593,667
Poultry and Egg Production	2	\$0	\$77	\$0	\$116	\$193
Printing & Publishing	14	\$9,238	\$75,557	\$43,761	\$78,389	\$206,945
Printing and Related Support Activities	74	\$33,770	\$134,665	\$111,926	\$161,190	\$441,551
Private Households	1	\$0	\$893	\$0	\$113	\$1,006
Professional and Commercial Equipment and Supplies Merchant Wholesalers	14	\$6,437	\$92,675	\$30,486	\$12,068	\$141,666
Professional Equipment	3	\$18,448	\$69,915	\$13,862	\$254,030	\$356,255
Psychiatric and Substance Abuse Hospitals	83	\$3,495	\$110,303	\$22,733	\$182,949	\$319,480
Pulp, Paper, and Paperboard Mills	33	\$187	\$29,660	\$18,282	\$69,542	\$117,672
Radio and Television Broadcasting	12	\$8,259	\$56,509	\$29,248	\$8,037	\$102,053
Real Estate	14	\$21,531	\$54,891	\$95,444	\$104,126	\$275,992
Recreation	8	\$21,802	\$140,932	\$272,316	\$52,145	\$487,195
Religious Organizations	92	\$54,126	\$150,407	\$461,771	\$75,497	\$741,801
Remediation and Other Waste Management Services	7	\$345	\$6,497	\$5,089	\$7,991	\$19,922
Repair Services	29	\$31,279	\$60,949	\$149,997	\$143,945	\$386,170
Residential Building Construction	164	\$165,579	\$585,989	\$730,335	\$318,071	\$1,799,974
Residential Mental Retardation, Mental Health and Substance Abuse Facilities	4	\$658	\$9,905	\$44,625	\$1,901	\$57,089
Resin, Synthetic Rubber, and Artificial Synthetic Fibers and Filaments Manufacturing	7	\$475	\$5,062	\$3,519	\$10,159	\$19,215
Retail Trade	330	\$859,817	\$2,160,399	\$3,242,016	\$4,252,601	\$10,514,833
Rubber & Plastics	80	\$133,267	\$357,465	\$478,801	\$632,418	\$1,601,951
Rubber Product Manufacturing	107	\$81,674	\$182,545	\$207,779	\$129,014	\$601,012
RV (Recreational Vehicle) Parks and Recreational Camps	3	\$0	\$2,706	\$2,641	\$520	\$5,867
Sawmills and Wood Preservation	72	\$35,641	\$164,525	\$307,655	\$123,804	\$631,625
Scheduled Air Transportation	106	\$185,423	\$213,019	\$331,169	\$189,931	\$919,542
Scientific Research and Development Services	5	\$14,983	\$15,147	\$36,963	\$5,996	\$73,089

	Files with Medical Payments	Rehabilitation	Doctors' Expenses	Hospital Expenses	Other Medical Expenses	Totals
Seafood Product Preparation and Packaging	4	\$0	\$1,907	\$6,258	\$2,611	\$10,777
Semiconductor and Other Electronic Component Manufacturing	3	\$1,674	\$275	\$9,187	\$2,396	\$13,532
Services to Buildings and Dwellings	196	\$159,268	\$910,803	\$1,536,410	\$465,342	\$3,071,823
Sheep and Goat Farming	1	\$1,014	\$0	\$0	\$0	\$1,014
Ship and Boat Building	12	\$7,932	\$21,186	\$20,209	\$6,043	\$55,370
Shoe Stores	8	\$4,268	\$24,855	\$10,452	\$17,419	\$56,994
Soap, Cleaning Compound, and Toilet Preparation Manufacturing	2	\$891	\$813	\$0	\$2,402	\$4,106
Social Advocacy Organizations	16	\$15,383	\$44,623	\$96,661	\$15,966	\$172,632
Special Food Services	24	\$10,697	\$45,143	\$42,355	\$29,841	\$128,036
Specialized Design Services	3	\$0	\$2,400	\$2,092	\$6,376	\$10,868
Specialized Freight Trucking	54	\$87,084	\$239,642	\$273,593	\$273,058	\$873,377
Specialty (except Psychiatric and Substance Abuse) Hospitals	9	\$10,651	\$6,581	\$8,599	\$6,434	\$32,265
Specialty Food Stores	2	\$0	\$1,104	\$0	\$1,736	\$2,840
Specific Trade Construction	123	\$193,484	\$841,144	\$2,700,022	\$1,633,980	\$5,368,630
Spectator Sports	10	\$7,370	\$45,846	\$25,365	\$11,672	\$90,253
Sporting Goods, Hobby, and Musical Instrument Stores	27	\$62,680	\$69,748	\$68,640	\$51,930	\$252,998
State Government	1,526	\$8,223	\$2,214,179	\$618,112	\$8,866,622	\$11,707,136
Stone, Clay, Glass	19	\$77,198	\$133,611	\$471,594	\$286,537	\$968,940
Sugar and Confectionery Product Manufacturing	6	\$0	\$3,795	\$874	\$21,153	\$25,822
Support Activities for Air Transportation	20	\$69,742	\$214,846	\$300,348	\$166,293	\$751,229
Support Activities for Animal Production	5	\$3,041	\$4,688	\$4,568	\$8,187	\$20,484
Support Activities for Crop Production	2	\$0	\$1,035	\$5,326	\$4,004	\$10,365
Support Activities for Forestry	2	\$725	\$825	\$0	\$287	\$1,837
Support Activities for Mining	14	\$67,300	\$59,482	\$315,408	\$38,790	\$480,980
Support Activities for Road Transportation	60	\$67,413	\$216,163	\$418,555	\$114,614	\$816,745
Support Activities for Water Transportation	1	\$0	\$39	\$0	\$0	\$39
Taxi and Limousine Service	5	\$8,611	\$12,520	\$6,042	\$1,615	\$28,788
Technical and Trade Schools	2	\$0	\$8,537	\$1,507	\$85	\$10,129
Textile and Fabric Finishing and Fabric Coating Mills	2	\$1,215	\$976	\$0	\$784	\$2,975
Textile Furnishings Mills	1	\$0	\$570	\$0	\$100	\$670

	Files with Medical Payments	Rehabilitation	Doctors' Expenses	Hospital Expenses	Other Medical Expenses	Totals
Textile Products	54	\$111,363	\$92,720	\$83,350	\$228,761	\$516,194
Tobacco Manufacturing	4	\$4,002	\$22,189	\$103,689	\$64,636	\$194,516
Tobacco Products	12	\$1,792	\$5,868	\$12,476	\$10,558	\$30,694
Transport Equipment	29	\$39,923	\$86,031	\$74,748	\$151,162	\$351,864
Transportation	151	\$662,409	\$1,263,543	\$3,565,695	\$3,963,420	\$9,455,067
Travel Arrangement and Reservation Services	2	\$2,800	\$3,989	\$0	\$0	\$6,789
Traveler Accommodation	191	\$96,856	\$267,129	\$724,745	\$219,043	\$1,307,774
Unknown	5,077	\$4,742,053	\$14,116,074	\$27,449,619	\$12,884,138	\$59,191,884
Urban Transit Systems	102	\$62,948	\$112,718	\$97,811	\$140,001	\$413,477
Used Merchandise Stores	8	\$677	\$9,720	\$2,291	\$4,588	\$17,276
Utilities	31	\$185,851	\$568,681	\$279,150	\$687,820	\$1,721,502
Utility System Construction	30	\$18,543	\$58,425	\$106,042	\$72,718	\$255,727
Vegetable and Melon Farming	3	\$0	\$1,690	\$5,272	\$104	\$7,066
Vending Machine Operators	1	\$0	\$809	\$0	\$474	\$1,283
Veneer, Plywood, and Engineered Wood Product Manufacturing	4	\$6,643	\$29,853	\$63,853	\$29,881	\$130,231
Ventilation, Heating, Air- Conditioning, and Commercial Refrigeration Equipment Manufacturing	10	\$3,440	\$24,715	\$18,331	\$5,960	\$52,446
Vocational Rehabilitation Services	4	\$345	\$310	\$4,209	\$3,677	\$8,542
Warehousing and Storage	31	\$27,186	\$117,324	\$163,732	\$170,855	\$479,097
Waste Collection	15	\$10,244	\$16,458	\$47,220	\$16,058	\$89,980
Waste Treatment and Disposal	9	\$19,793	\$21,136	\$68,357	\$4,980	\$114,266
Water, Sewage and Other Systems	3	\$0	\$4,504	\$3,262	\$54,404	\$62,171
Welfare	2	\$0	\$3,904	\$6,579	\$6,323	\$16,806
Wholesale Electronic Markets and Agents and Brokers	2	\$2,248	\$9,275	\$35,710	\$581,873	\$629,106
Wholesale Trade	9	\$19,999	\$70,391	\$44,245	\$137,618	\$272,253
Wired Telecommunications Carriers	18	\$24,302	\$57,941	\$73,738	\$45,232	\$201,213
Wireless Telecommunications Carriers (except Satellite)	17	\$9,487	\$20,372	\$23,165	\$42,023	\$95,047
Wood Products	37	\$24,864	\$130,343	\$362,075	\$382,919	\$900,201
Totals:	27,802	\$19,532,350	\$66,936,328	\$104,988,854	\$97,559,416	\$289,016,948

	Files with Medical Payments	Rehabilitation	Doctors' Expenses	Hospital Expenses	Other Medical Expenses	Totals
Location of Accident:						
(NONE)	2	\$1,043	\$2,245	\$6,305	\$965	\$10,558
ACCOMACK	131	\$153,209	\$165,247	\$256,748	\$211,934	\$787,138
ALBEMARLE	176	\$138,548	\$563,876	\$975,623	\$648,961	\$2,327,008
ALEXANDRIA	635	\$396,907	\$1,364,203	\$1,312,460	\$1,546,307	\$4,619,876
ALLEGHANY	34	\$40,992	\$159,931	\$199,228	\$186,949	\$587,100
AMELIA	34	\$19,606	\$51,059	\$57,254	\$360,040	\$487,959
AMHERST	216	\$63,652	\$486,614	\$250,447	\$810,134	\$1,610,847
APPOMATTOX	37	\$27,334	\$89,746	\$115,828	\$65,281	\$298,189
ARLINGTON	422	\$390,736	\$1,032,176	\$2,407,880	\$1,107,552	\$4,938,344
AUGUSTA	281	\$236,765	\$1,072,234	\$1,001,437	\$1,576,425	\$3,886,862
BATH	19	\$6,135	\$39,879	\$77,273	\$25,916	\$149,203
BEDFORD CITY	54	\$15,887	\$93,948	\$208,120	\$225,801	\$543,755
BEDFORD COUNTY	101	\$220,805	\$233,598	\$602,331	\$484,193	\$1,540,927
BLAND	42	\$45,585	\$67,312	\$60,964	\$99,764	\$273,626
BOTETOURT	67	\$112,419	\$225,799	\$645,112	\$272,788	\$1,256,117
BRISTOL	147	\$114,962	\$418,571	\$711,057	\$411,295	\$1,655,886
BRUNSWICK	45	\$33,301	\$56,360	\$186,196	\$906,175	\$1,182,033
BUCHANAN	328	\$293,884	\$967,329	\$4,115,291	\$4,386,038	\$9,762,543
BUCKINGHAM	55	\$19,144	\$126,128	\$150,942	\$325,173	\$621,388
BUENA VISTA	40	\$34,283	\$97,243	\$55,067	\$78,848	\$265,442
CAMPBELL	122	\$303,310	\$279,475	\$382,443	\$516,244	\$1,481,472
CAROLINE	63	\$56,081	\$224,936	\$435,763	\$182,886	\$899,666
CARROLL	69	\$10,769	\$67,799	\$68,438	\$180,293	\$327,299
CHARLES CITY	16	\$40,443	\$94,729	\$62,116	\$136,880	\$334,168
CHARLOTTE	30	\$21,388	\$82,958	\$620,857	\$188,560	\$913,763
CHARLOTTESVILLE	412	\$147,412	\$785,074	\$881,659	\$1,376,734	\$3,190,879
CHESAPEAKE	592	\$423,134	\$2,192,340	\$2,919,038	\$1,677,264	\$7,211,776
CHESTERFIELD	783	\$582,852	\$2,018,435	\$2,689,011	\$3,273,451	\$8,563,749
CLARKE	108	\$58,089	\$183,237	\$179,274	\$259,086	\$679,686
CLIFTON FORGE	17	\$3,503	\$49,074	\$48,146	\$75,839	\$176,562
COLONIAL HEIGHTS	68	\$31,026	\$100,536	\$197,392	\$341,720	\$670,674
COVINGTON	109	\$9,695	\$193,184	\$60,412	\$342,370	\$605,661
CRAIG	4	\$2,096	\$6,599	\$21,221	\$3,858	\$33,774
CULPEPER	189	\$59,497	\$470,756	\$727,701	\$427,520	\$1,685,473
CUMBERLAND	31	\$32,614	\$62,573	\$103,122	\$120,364	\$318,674
DANVILLE	355	\$384,992	\$917,696	\$1,819,485	\$1,675,504	\$4,797,678
DICKENSON	117	\$192,266	\$583,356	\$1,953,565	\$636,050	\$3,365,238

	Files with Medical Payments	Rehabilitation	Doctors' Expenses	Hospital Expenses	Other Medical Expenses	Totals
DINWIDDIE	240	\$25,458	\$317,310	\$143,117	\$1,088,738	\$1,574,623
EMPORIA	46	\$31,259	\$76,062	\$106,824	\$188,909	\$403,054
ESSEX	30	\$16,448	\$32,944	\$152,711	\$175,593	\$377,696
FAIRFAX CITY	101	\$110,570	\$300,953	\$595,080	\$240,771	\$1,247,374
FAIRFAX COUNTY	1,358	\$916,092	\$3,863,589	\$3,592,975	\$2,985,596	\$11,358,252
FALLS CHURCH	127	\$68,670	\$330,939	\$753,226	\$306,055	\$1,458,890
FAUQUIER	188	\$98,394	\$523,621	\$737,987	\$434,543	\$1,794,546
FLOYD	31	\$13,211	\$49,833	\$31,043	\$119,471	\$213,558
FLUVANNA	52	\$31,570	\$164,497	\$100,892	\$134,816	\$431,776
FRANKLIN CITY	42	\$26,405	\$81,640	\$79,430	\$51,578	\$239,053
FRANKLIN COUNTY	135	\$17,568	\$171,111	\$350,273	\$267,472	\$806,424
FREDERICK	126	\$110,732	\$338,375	\$368,565	\$274,685	\$1,092,356
FREDERICKSBURG	345	\$272,317	\$1,125,941	\$890,275	\$924,234	\$3,212,767
GALAX	70	\$86,923	\$193,360	\$343,817	\$328,749	\$952,849
GILES	36	\$3,307	\$102,754	\$297,857	\$141,318	\$545,236
GLOUCESTER	70	\$52,012	\$119,202	\$552,797	\$299,075	\$1,023,086
GOOCHLAND	119	\$22,324	\$176,109	\$326,038	\$336,026	\$860,498
GRAYSON	35	\$32,245	\$110,426	\$155,880	\$200,092	\$498,643
GREENE	19	\$12,041	\$44,868	\$53,756	\$52,555	\$163,220
GREENSVILLE	59	\$26,893	\$48,077	\$42,453	\$232,122	\$349,544
HALIFAX	70	\$36,697	\$138,063	\$223,864	\$233,914	\$632,539
HAMPTON	248	\$158,768	\$461,487	\$993,108	\$440,332	\$2,053,695
HANOVER	475	\$244,013	\$1,109,452	\$1,701,731	\$1,105,658	\$4,160,855
HARRISONBURG	189	\$49,790	\$378,883	\$363,320	\$442,968	\$1,234,961
HENRICO	743	\$902,353	\$1,776,078	\$4,608,317	\$2,204,909	\$9,491,656
HENRY	143	\$85,438	\$313,887	\$431,695	\$446,300	\$1,277,320
HIGHLAND	2	\$0	\$8,097	\$11,381	\$4,964	\$24,442
HOPEWELL	93	\$35,168	\$231,028	\$358,912	\$480,300	\$1,105,408
ISLE OF WIGHT	126	\$240,326	\$374,306	\$510,886	\$512,830	\$1,638,348
JAMES CITY	262	\$176,208	\$602,174	\$502,454	\$1,121,749	\$2,402,585
KING & QUEEN	18	\$1,362	\$94,516	\$129,582	\$221,774	\$447,234
KING GEORGE	44	\$34,514	\$234,138	\$157,869	\$164,564	\$591,085
KING WILLIAM	23	\$7,201	\$24,839	\$52,184	\$47,358	\$131,582
LANCASTER	29	\$25,148	\$112,171	\$232,416	\$222,511	\$592,247
LEE	88	\$194,607	\$175,849	\$212,697	\$408,327	\$991,480
LEXINGTON	61	\$28,242	\$125,540	\$150,570	\$138,532	\$442,883
LOUDOUN	719	\$509,149	\$1,818,502	\$1,713,553	\$2,695,663	\$6,736,866
LOUISA	61	\$18,707	\$184,567	\$61,658	\$231,080	\$496,013
LUNENBURG	27	\$20,499	\$56,679	\$279,047	\$294,040	\$650,265

	Files with Medical Payments	Rehabilitation	Doctors' Expenses	Hospital Expenses	Other Medical Expenses	Totals
LYNCHBURG	336	\$302,204	\$683,660	\$1,027,256	\$910,911	\$2,924,032
MADISON	28	\$19,444	\$100,404	\$269,744	\$79,883	\$469,474
MANASSAS	320	\$258,978	\$731,601	\$890,252	\$1,510,522	\$3,391,354
MANASSAS PARK	20	\$18,454	\$27,883	\$82,174	\$14,912	\$143,423
MARTINSVILLE	137	\$124,109	\$395,741	\$549,078	\$507,210	\$1,576,138
MATHEWS	14	\$15,927	\$48,874	\$25,401	\$106,527	\$196,729
MECKLENBURG	76	\$114,693	\$155,876	\$175,630	\$247,862	\$694,062
MIDDLESEX	24	\$11,666	\$17,455	\$25,152	\$76,303	\$130,576
MONTGOMERY	351	\$111,634	\$532,535	\$491,896	\$1,226,556	\$2,362,621
NELSON	33	\$12,607	\$68,893	\$60,649	\$34,116	\$176,266
NEW KENT	55	\$44,307	\$196,165	\$396,254	\$296,067	\$932,794
NEWPORT NEWS	379	\$233,158	\$767,167	\$935,971	\$791,779	\$2,728,076
NORFOLK	1,016	\$600,618	\$2,648,335	\$3,581,737	\$2,556,101	\$9,386,790
NORTHAMPTON	73	\$33,036	\$85,091	\$88,536	\$132,982	\$339,645
NORTHUMBERLAND	20	\$8,189	\$57,408	\$235,919	\$87,529	\$389,044
NORTON	74	\$65,273	\$150,979	\$297,129	\$337,858	\$851,238
NOTTOWAY	80	\$41,085	\$142,013	\$181,651	\$257,568	\$622,317
ORANGE	96	\$30,398	\$206,360	\$285,916	\$341,971	\$864,646
OUT OF STATE	360	\$364,891	\$1,325,484	\$4,936,063	\$1,105,828	\$7,732,266
PAGE	63	\$158,172	\$176,807	\$183,467	\$268,290	\$786,735
PATRICK	47	\$24,354	\$62,178	\$94,869	\$136,577	\$317,978
PETERSBURG	203	\$72,424	\$328,757	\$288,236	\$634,643	\$1,324,061
PITTSYLVANIA	124	\$161,347	\$379,636	\$407,125	\$560,670	\$1,508,779
POQUOSON	20	\$7,212	\$33,159	\$44,688	\$127,060	\$212,119
PORTSMOUTH	276	\$226,684	\$600,996	\$896,750	\$692,108	\$2,416,539
POWHATAN	92	\$24,180	\$143,258	\$110,969	\$543,313	\$821,720
PRINCE EDWARD	84	\$30,869	\$268,935	\$157,627	\$407,048	\$864,479
PRINCE GEORGE	108	\$73,573	\$312,727	\$795,926	\$540,258	\$1,722,484
PRINCE WILLIAM	480	\$357,936	\$1,365,388	\$1,553,881	\$2,209,734	\$5,486,938
PULASKI	218	\$284,736	\$495,655	\$743,095	\$674,523	\$2,198,009
RADFORD	71	\$86,023	\$330,551	\$310,507	\$646,210	\$1,373,291
RAPPAHANNOCK	15	\$6,678	\$78,879	\$74,646	\$26,754	\$186,956
RICHMOND CITY	1,703	\$904,676	\$3,493,074	\$6,475,050	\$4,763,704	\$15,636,504
RICHMOND COUNTY	20	\$2,035	\$23,462	\$2,612	\$152,675	\$180,784
ROANOKE CITY	402	\$247,371	\$831,272	\$1,171,430	\$1,108,556	\$3,358,629
ROANOKE COUNTY	218	\$119,885	\$673,353	\$2,073,245	\$822,047	\$3,688,530
ROCKBRIDGE	44	\$19,355	\$68,636	\$71,479	\$238,483	\$397,953
ROCKINGHAM	153	\$97,842	\$446,040	\$345,789	\$806,925	\$1,696,596
RUSSELL	110	\$30,706	\$180,243	\$255,231	\$389,300	\$855,480

	Files with Medical Payments	Rehabilitation	Doctors' Expenses	Hospital Expenses	Other Medical Expenses	Totals
SALEM	268	\$159,343	\$440,271	\$714,279	\$612,027	\$1,925,920
SCOTT	61	\$53,076	\$125,831	\$189,536	\$215,339	\$583,782
SHENANDOAH	134	\$96,518	\$393,412	\$736,967	\$745,742	\$1,972,640
SMYTH	188	\$148,748	\$446,624	\$601,404	\$958,503	\$2,155,279
SOUTH BOSTON	29	\$42,530	\$119,528	\$177,193	\$190,035	\$529,285
SOUTHAMPTON	67	\$37,397	\$131,027	\$86,507	\$162,107	\$417,037
SPOTSYLVANIA	157	\$63,201	\$306,923	\$359,926	\$333,969	\$1,064,018
STAFFORD	170	\$155,993	\$455,208	\$560,753	\$404,424	\$1,576,378
STAUNTON	173	\$23,342	\$270,377	\$166,175	\$685,438	\$1,145,332
SUFFOLK	322	\$158,978	\$716,640	\$690,051	\$806,919	\$2,372,587
SURRY	36	\$3,256	\$39,796	\$48,494	\$139,363	\$230,909
SUSSEX	84	\$69,290	\$201,707	\$381,875	\$328,746	\$981,618
TAZEWELL	187	\$233,970	\$758,106	\$926,026	\$1,560,313	\$3,478,416
UNKNOWN	2,993	\$1,499,455	\$5,536,198	\$10,750,972	\$8,796,309	\$26,582,934
VIRGINIA BEACH	784	\$647,583	\$2,249,902	\$3,254,574	\$1,871,332	\$8,023,391
WARREN	95	\$106,936	\$226,815	\$272,174	\$224,996	\$830,921
WASHINGTON	222	\$117,890	\$407,527	\$705,947	\$595,041	\$1,826,407
WAYNESBORO	85	\$61,611	\$215,777	\$436,861	\$322,789	\$1,037,039
WESTMORELAND	39	\$34,183	\$85,908	\$244,986	\$518,497	\$883,573
WILLIAMSBURG	232	\$252,606	\$627,067	\$865,976	\$872,533	\$2,618,182
WINCHESTER	276	\$188,247	\$746,378	\$686,899	\$606,206	\$2,227,730
WISE	415	\$340,863	\$959,993	\$1,372,745	\$3,684,418	\$6,358,019
WYTHE	128	\$149,242	\$477,051	\$856,728	\$747,552	\$2,230,573
YORK	113	\$74,371	\$345,211	\$373,330	\$460,113	\$1,253,025
Totals:	27,802	\$19,532,350	\$66,936,328	\$104,988,854	\$97,559,416	\$289,016,948